

Boise City Building Construction Report

February Report

This report does not include Planning and Zoning permits.

Permits	2013	2014
Dwellings (# Structures)	38	79
<i>(Number of Living Units)</i>		
Single Family	38	70
Duplex	0	14
Triplex	0	0
Fourplex	0	0
Sixplex	0	0
Multiple	0	97
Living Units Total	38	181
Dwellings Other		
Private Garages or Carports	5	2
Res. Additions, Alt & Rep	60	82
	65	84
Commercial Construction		
Comm. Additions, Alt & Rep	65	79
New Commercial Buildings	5	3
Religious	0	0
Governmental	0	0
Educational	0	0
	70	82
Trade/Other Permits		
Signs	14	15
Electrical	242	217
Plumbing	237	208
Heating & Cooling	356	343
Fire	52	44
Erosion Control	74	113
	975	940
Razed Structures		
Dwellings	2	0
Other	0	3
	2	3
Total Permit Count (not units)	1,150	1,188

Valuations	2013	2014
Dwellings		
<i>(Value of Living Units)</i>		
Single Family	\$8,368,708.00	\$13,996,931.00
Duplex	\$0.00	\$2,951,798.00
Triplex	\$0.00	\$0.00
Fourplex	\$0.00	\$0.00
Sixplex	\$0.00	\$0.00
Multiple	\$0.00	\$16,022,017.00
	\$8,368,708.00	\$32,970,746.00
Dwellings Other		
Private Garages or Carports	\$66,772.00	\$41,385.00
Res. Additions, Alt & Rep	\$1,082,683.00	\$1,883,304.00
Total	\$1,149,455.00	\$1,924,689.00
Commercial Construction		
Comm. Additions, Alt & Rep	\$9,552,367.00	\$24,051,458.00
New Commercial Buildings	\$6,666,037.00	\$1,850,314.00
Religious	\$0.00	\$0.00
Governmental	\$0.00	\$0.00
Educational	\$0.00	\$0.00
Total	\$16,218,404.00	\$25,901,772.00
Trade/Other Permits		
Signs	\$57,705.00	\$44,058.00
Electrical	\$3,236,708.00	\$1,653,422.00
Plumbing	\$1,489,750.00	\$736,140.00
Heating & Cooling	\$2,549,971.00	\$2,283,166.00
Fire	\$3,050.00	\$775.00
Erosion Control**	\$0.00	\$0.00
Total	\$7,337,184.00	\$4,717,561.00
Razed Structures		
Dwellings	\$8,000.00	\$0.00
Other	\$0.00	\$19,500.00
Total	\$8,000.00	\$19,500.00
Total Building Valuation	\$25,802,272.00	\$60,860,765.00

See
Footnote
below.

Footnote: These valuations may be included as part of the "Dwellings, Dwellings Other, and Commercial Construction sections of this report.

** Erosion control permits and most Fire permits are not based on project value.

Total Building Valuation excludes Trades

Five Year Comparison

February Report

Page 3

Five Year Comparison

Includes Building, Electrical, Erosion, Fire, Mechanical, and Plumbing Permits

Total Number Permits Issued

2 Months 2014	2,466
2 Months 2013	2,292
2 Months 2012	2,008
2 Months 2011	1,863
2 Months 2010	1,949

Total Value of Permits Issued

2 Months 2014	\$93,836,965.00
2 Months 2013	\$92,658,956.00
2 Months 2012	\$41,002,588.00
2 Months 2011	\$30,903,994.00
2 Months 2010	\$33,603,346.00

Total Receipts for Permits Issued

2 Months 2014	\$1,258,842.72
2 Months 2013	\$1,014,002.05
2 Months 2012	\$805,638.86
2 Months 2011	\$487,972.03
2 Months 2010	\$593,374.92

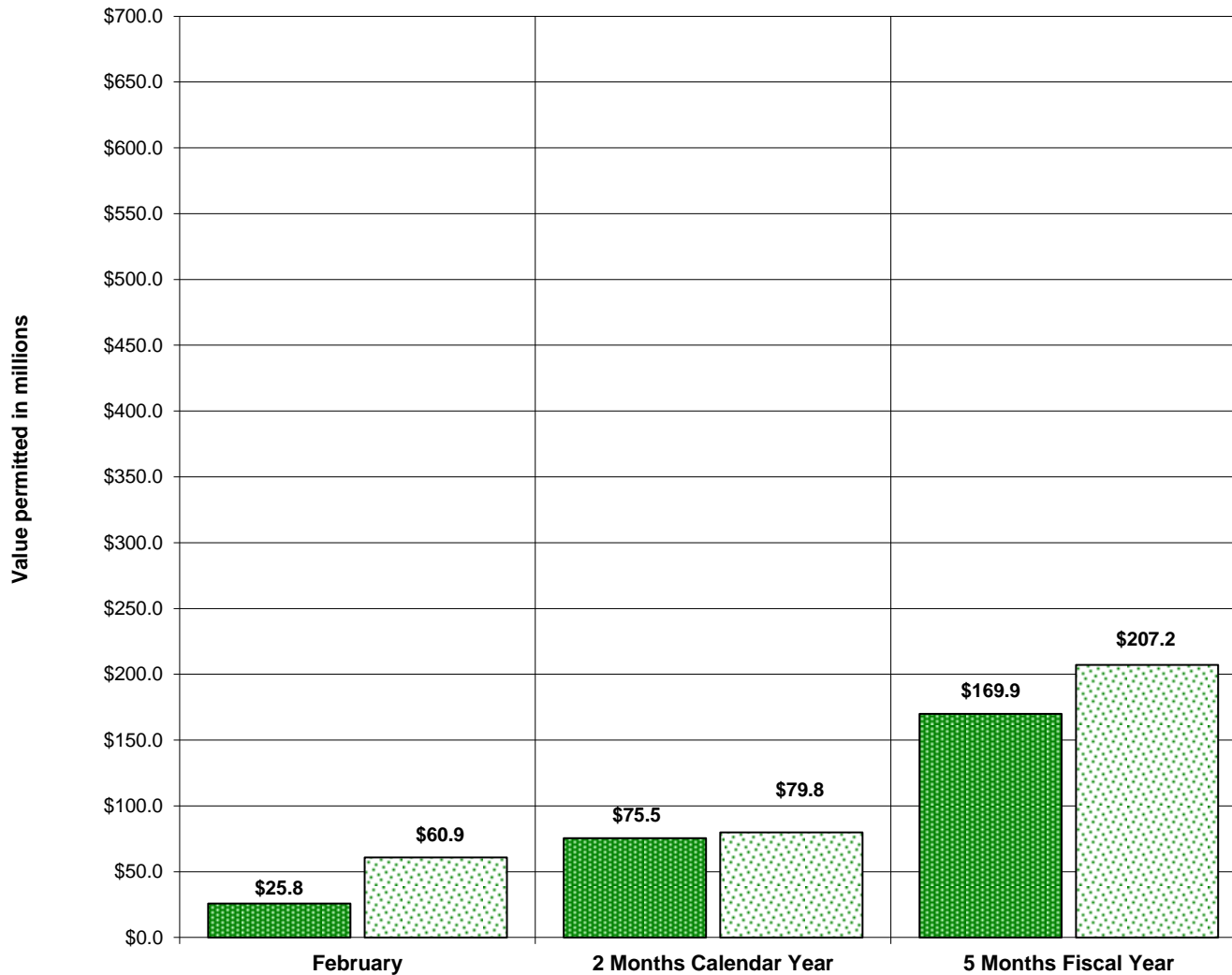
Receipts

February Report

Page 2

Receipts	2013	2014
Building Permits	\$245,080.53	\$453,309.32
Electrical Permits	\$35,829.03	\$23,253.32
Plumbing Permits	\$38,532.28	\$24,415.25
Sign Permits	\$1,816.21	\$1,641.42
Heating & Cooling Permits	\$45,328.83	\$29,782.43
Manufactured Home Permits	\$0.00	\$0.00
Plan Check Fees: Structural	\$127,154.87	\$189,635.01
Plan Check Fees: Fire Sprinkler System, Alarm System, Cooking Hood	\$23,663.50	\$70,629.37
Energy Inspection Fees	\$1,240.20	\$6,972.68
Erosion Control Program	\$13,786.25	\$11,761.37
Miscellaneous	\$0.00	\$0.00
Total	\$532,431.70	\$811,400.17

February Construction Value Report



■ 2013

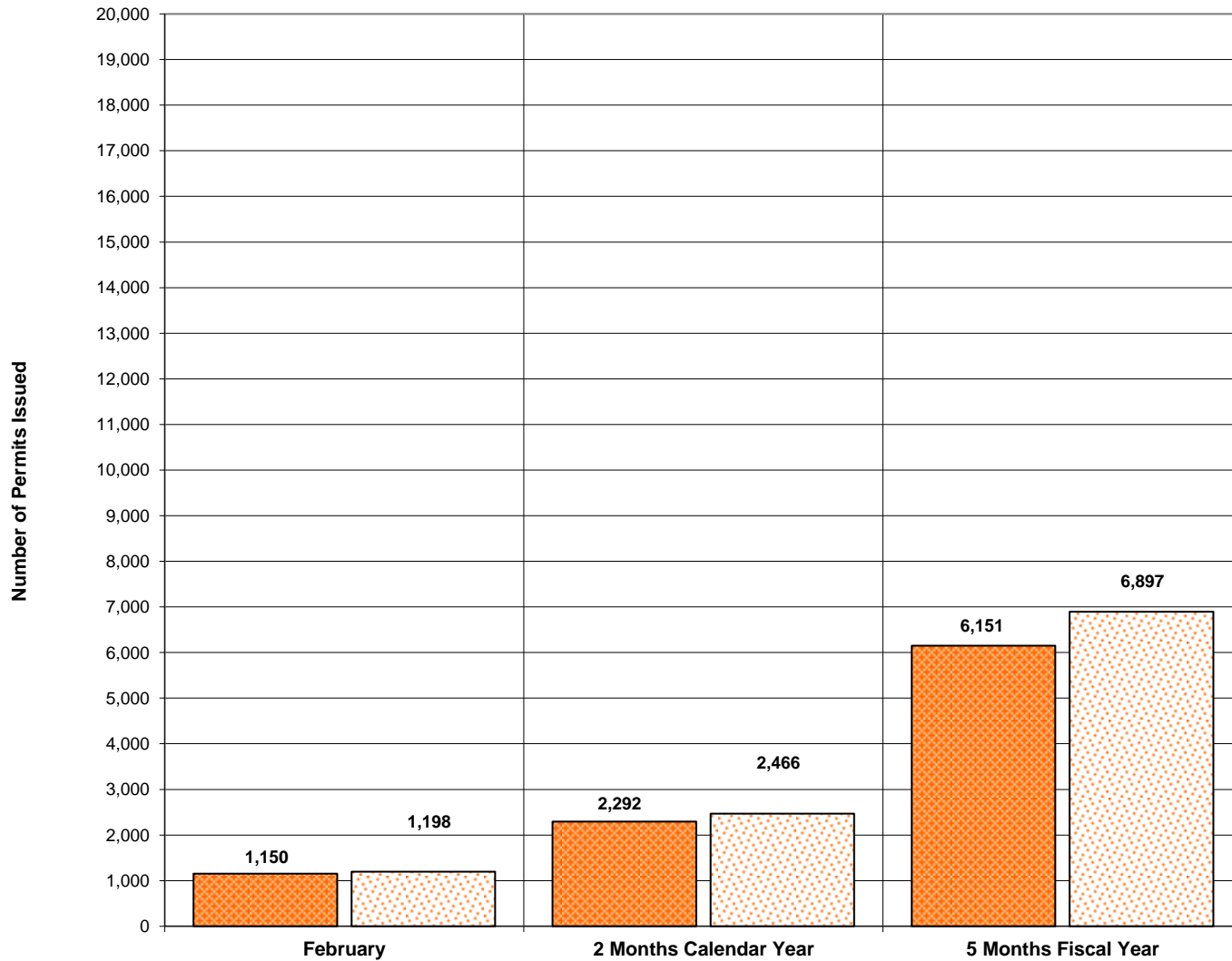
▨ 2014

The value of new construction permitted in February 2014 was 136% above February 2013.

The value of new construction permitted in Calendar year 2014 construction was 6% above Calendar Year 2013.

The value of new construction permitted in 2014 was 22% above Fiscal Year 2013.

February Comparison Permits Issued




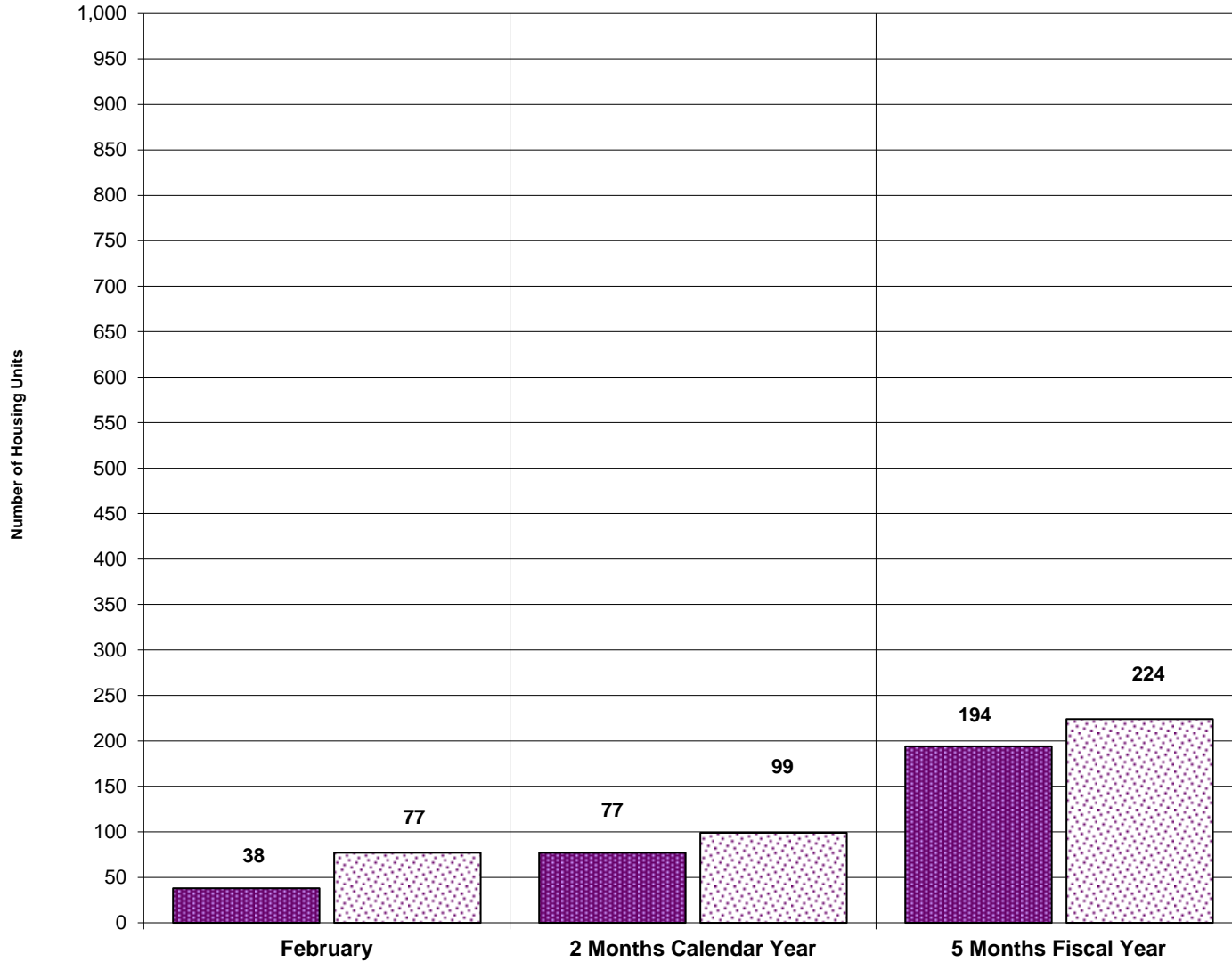
■ 2013 □ 2014

Number of permits issued in February 2014 was 4% above February 2013.

Number of permits issued in Calendar year 2014 was 8% above Calendar Year 2013.

Number of permits issued in Fiscal Year 2014 was 12% above Fiscal Year 2013.

February Single Family Housing Permits Issued

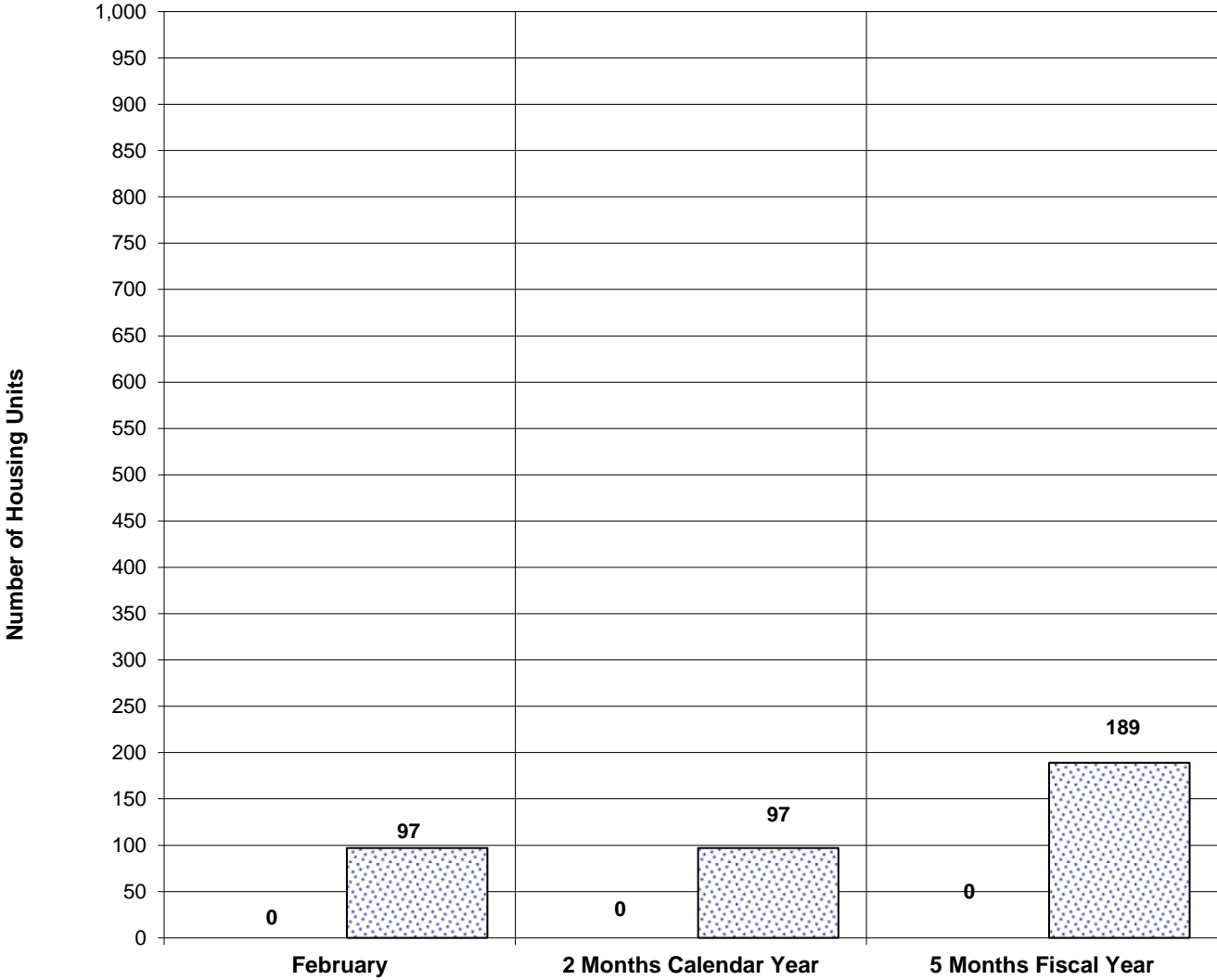


Single Family permits issued in February 2014 were 103% above February 2013.

Single family housing permits issued in Calendar year 2014 were 29% above Calendar Year 2013.

Single family housing permits issued in Fiscal Year 2014 were 15% above Fiscal Year 2013.

February Multiple Family Housing

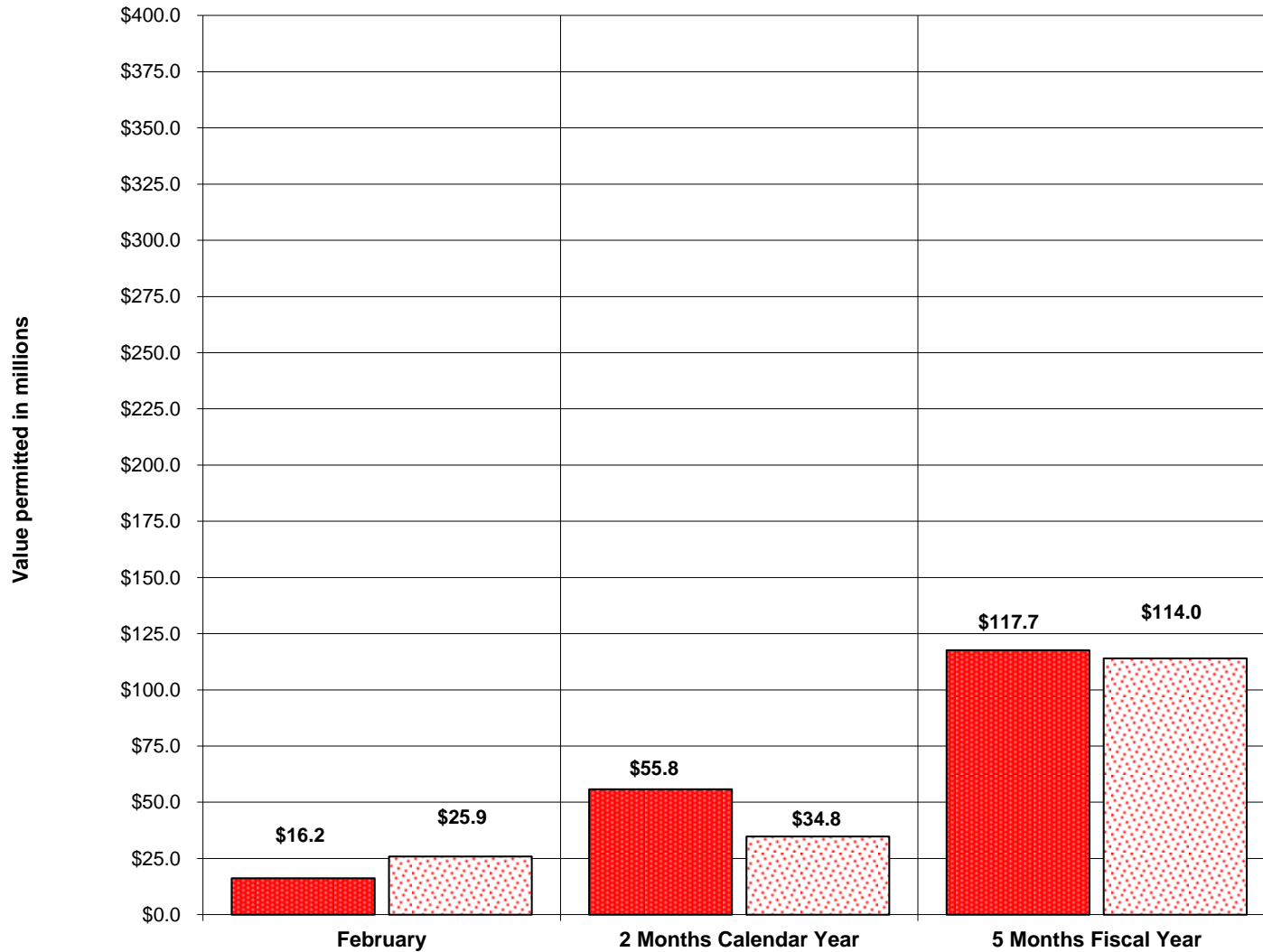


Multifamily permits increased by 97 dwelling units above February 2013.

Multifamily permits increased by 97 dwelling units above Calendar Year 2013.

Multifamily permits increased by 189 dwelling units above Fiscal Year 2013.

February Commercial Construction Value



■ 2013

▨ 2014

The value of commercial construction in February 2014 was 60% above February 2013.

The value of commercial construction for Calendar year 2014 was 38% below Calendar Year 2013.

The value of commercial construction for Fiscal Year 2014 was 3% below Fiscal Year 2013.