

Boise City Building Construction Report

December Report

This report does not include Planning and Zoning permits.

Permits	2012	2013
Dwellings (# Structures)	31	31
<i>(Number of Living Units)</i>		
Single Family	31	31
Duplex	0	0
Triplex	0	0
Fourplex	0	0
Sixplex	0	0
Multiple	0	0
Living Units Total	31	31
Dwellings Other		
Private Garages or Carports	1	7
Res. Additions, Alt & Rep	58	80
	59	87
Commercial Construction		
Comm. Additions, Alt & Rep	68	53
New Commercial Buildings	9	2
Religious	0	0
Governmental	0	0
Educational	0	0
	77	55
Trade/Other Permits		
Signs	10	20
Electrical	235	235
Plumbing	210	186
Heating & Cooling	387	469
Fire	69	41
Erosion Control	67	72
	978	1,023
Razed Structures		
Dwellings	9	6
Other	0	0
	9	6
Total Permit Count (not units)	1,154	1,202

Valuations	2012	2013
Dwellings		
<i>(Value of Living Units)</i>		
Single Family	\$8,157,327.00	\$6,852,600.00
Duplex	\$0.00	\$0.00
Triplex	\$0.00	\$0.00
Fourplex	\$0.00	\$0.00
Sixplex	\$0.00	\$0.00
Multiple	\$0.00	\$0.00
	\$8,157,327.00	\$6,852,600.00
Dwellings Other		
Private Garages or Carports	\$21,500.00	\$157,705.00
Res. Additions, Alt & Rep	\$965,638.00	\$1,870,902.00
Total	\$987,138.00	\$2,028,607.00
Commercial Construction		
Comm. Additions, Alt & Rep	\$5,815,430.00	\$3,055,815.37
New Commercial Buildings	\$10,941,239.35	\$1,340,000.00
Religious	\$0.00	\$0.00
Governmental	\$0.00	\$0.00
Educational	\$0.00	\$0.00
Total	\$16,756,669.35	\$4,395,815.37
Trade/Other Permits		
Signs	\$27,944.00	\$83,085.00
Electrical	\$2,980,013.00	\$1,935,985.00
Plumbing	\$664,841.00	\$1,613,531.00
Heating & Cooling	\$2,147,521.00	\$5,120,672.00
Fire	\$13,300.00	\$198,050.00
Erosion Control**	\$0.00	\$0.00
Total	\$5,833,619.00	\$8,951,323.00
Razed Structures		
Dwellings	\$45,350.00	\$33,550.00
Other	\$0.00	\$0.00
Total	\$45,350.00	\$33,550.00
Total Building Valuation	\$25,974,428.35	\$13,393,657.37

See
Footnote
below.

Footnote: These valuations may be included as part of the "Dwellings, Dwellings Other, and Commercial Construction sections of this report.

** Erosion control permits and most Fire permits are not based on project value.

Total Building Valuation excludes Trades

Five Year Comparison

December Report

Page 3

Five Year Comparison

Includes Building, Electrical, Erosion, Fire, Mechanical, and Plumbing Permits

Total Number Permits Issued

12 Months 2013	17,573
12 Months 2012	15,727
12 Months 2011	13,965
12 Months 2010	14,019
12 Months 2009	11,729

Total Value of Permits Issued

12 Months 2013	\$483,759,884.89
12 Months 2012	\$420,141,139.68
12 Months 2011	\$370,626,319.00
12 Months 2010	\$239,139,394.00
12 Months 2009	\$275,513,903.00

Total Receipts for Permits Issued

12 Months 2013	\$6,668,872.34
12 Months 2012	\$5,580,718.67
12 Months 2011	\$4,241,684.94
12 Months 2010	\$3,624,741.67
12 Months 2009	\$3,764,123.88

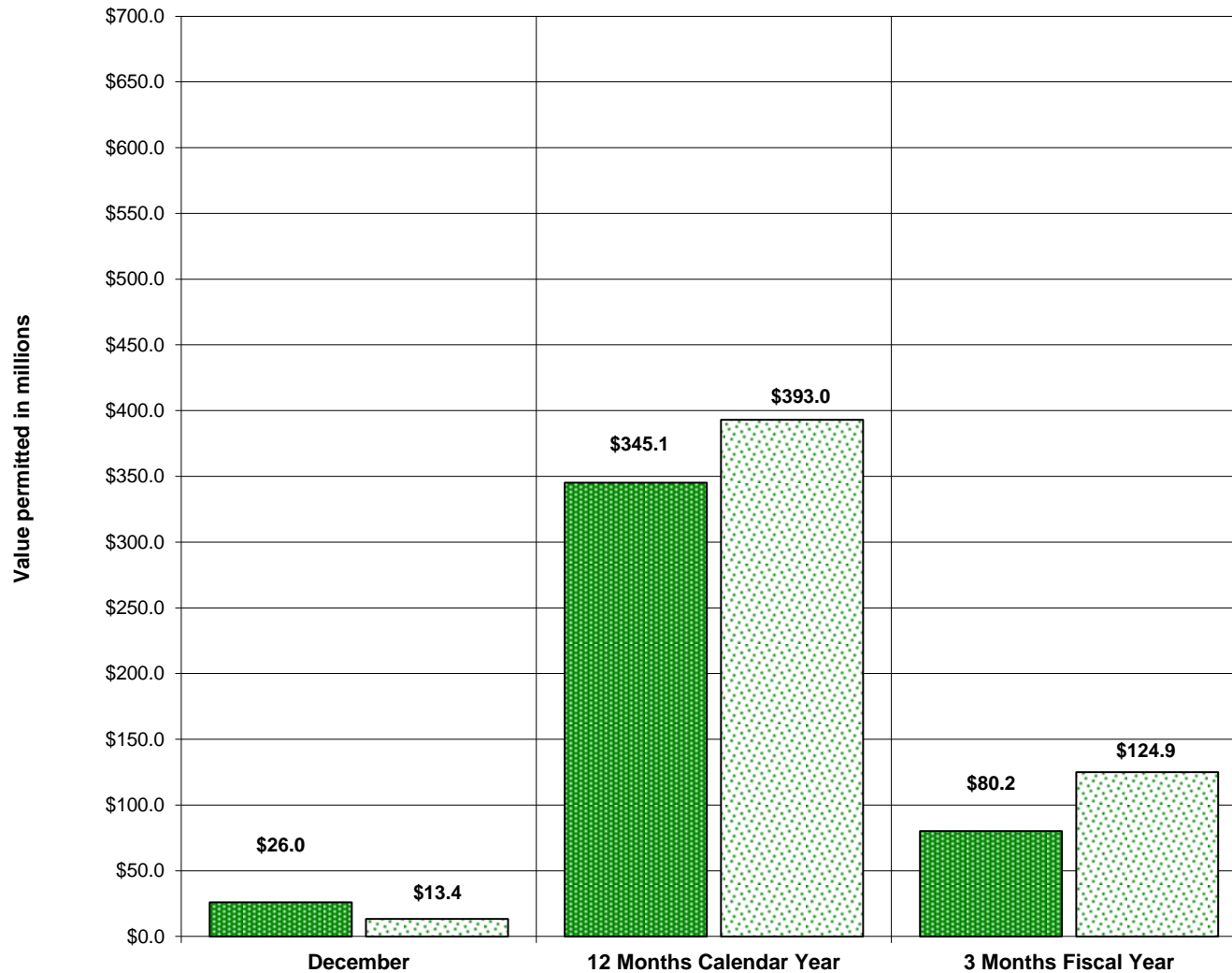
Receipts

December Report

Page 2

Receipts	2012	2013
Building Permits	\$239,652.97	\$400,316.35
Electrical Permits	\$21,938.36	\$28,923.62
Plumbing Permits	\$22,625.57	\$42,919.43
Sign Permits	\$755.04	\$1,807.27
Heating & Cooling Permits	\$46,838.85	\$95,850.09
Manufactured Home Permits	\$0.00	\$0.00
Plan Check Fees: Structural	\$79,927.78	\$281,927.65
Plan Check Fees: Fire Sprinkler System, Alarm System, Cooking Hood	\$48,072.64	\$59,733.96
Energy Inspection Fees	\$1,129.96	\$1,212.64
Erosion Control Program	\$7,977.50	\$9,378.75
Miscellaneous	\$0.00	\$0.00
Total	\$468,918.67	\$922,069.76

December Construction Value Report



■ 2012

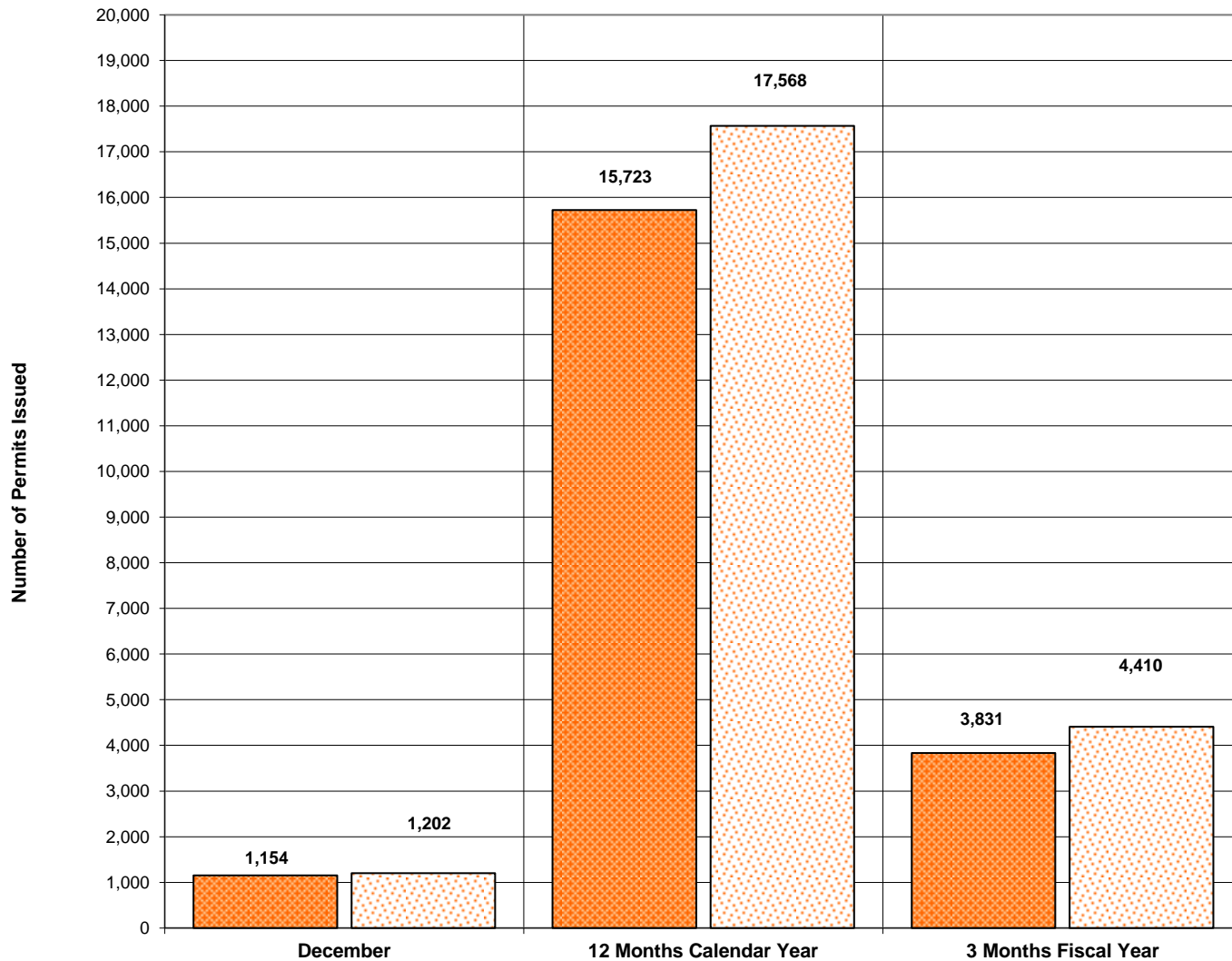
▨ 2013

The value of new construction permitted in December 2013 was 48% below December 2012.

The value of new construction permitted in Calendar year 2013 construction was 14% above Calendar Year 2012.

The value of new construction permitted in 2013 was 56% above Fiscal Year 2012.

December Comparison Permits Issued




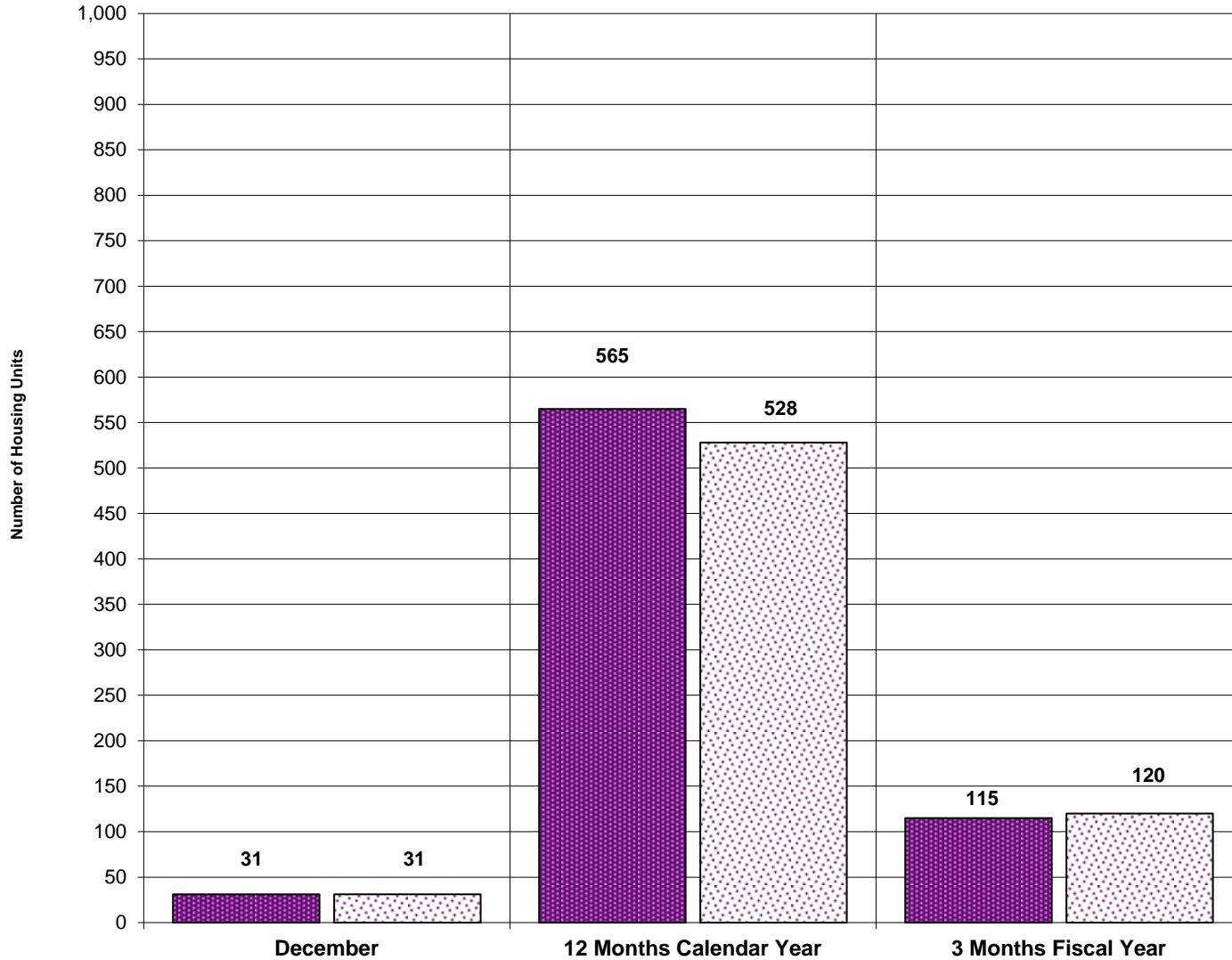
■ 2012 □ 2013

Number of permits issued in December 2013 was 4% above December 2012.

Number of permits issued in Calendar year 2013 was 12% above Calendar Year 2012.

Number of permits issued in Fiscal Year 2013 was 15% above Fiscal Year 2012.

December Single Family Housing Permits Issued

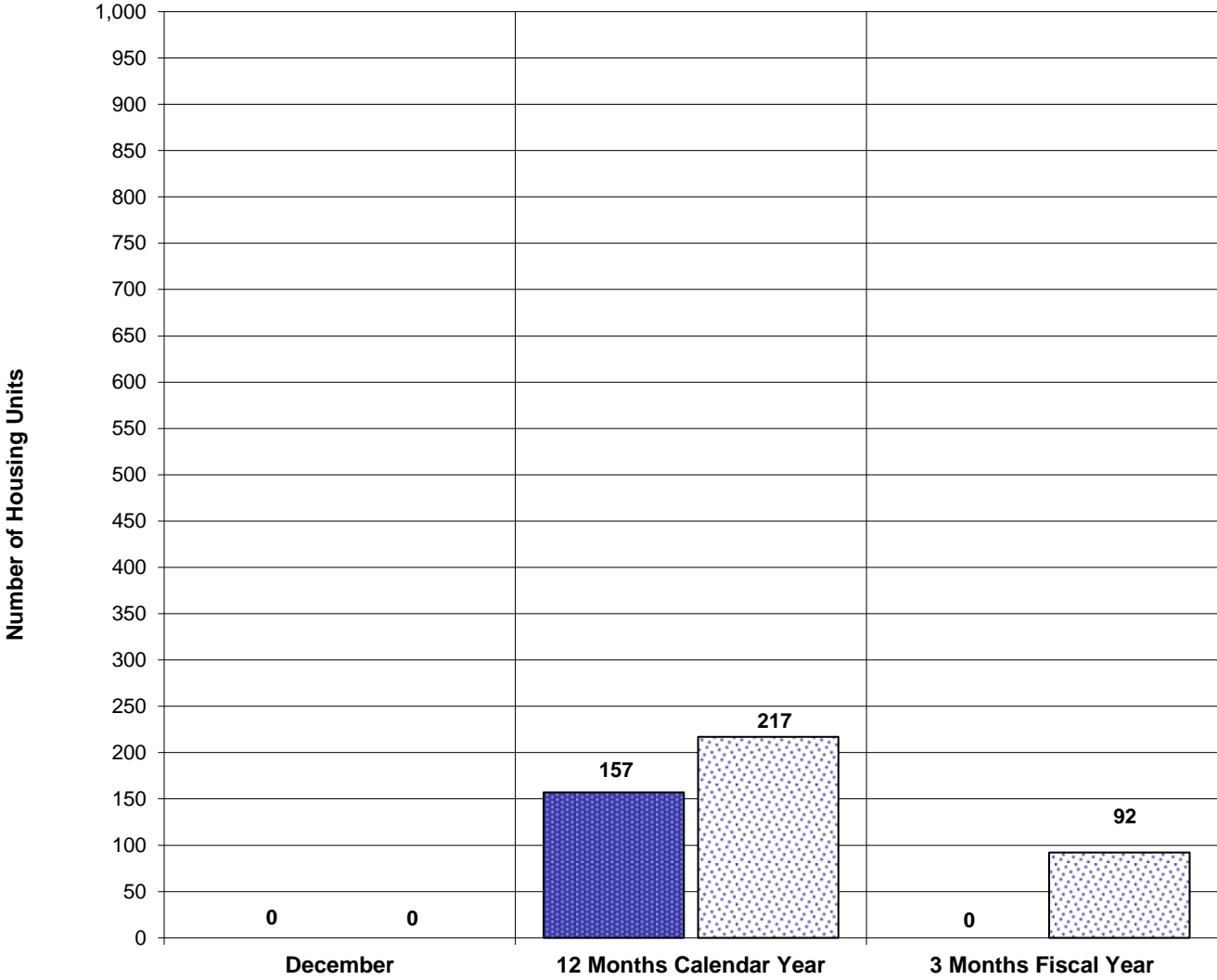


Single Family permits issued in December 2013 were the same as December 2012.

Single family housing permits issued in Calendar year 2013 were 7% below Calendar Year 2012.

Single family housing permits issued in Fiscal Year 2013 were 4% above Fiscal Year 2012.

December Multiple Family Housing

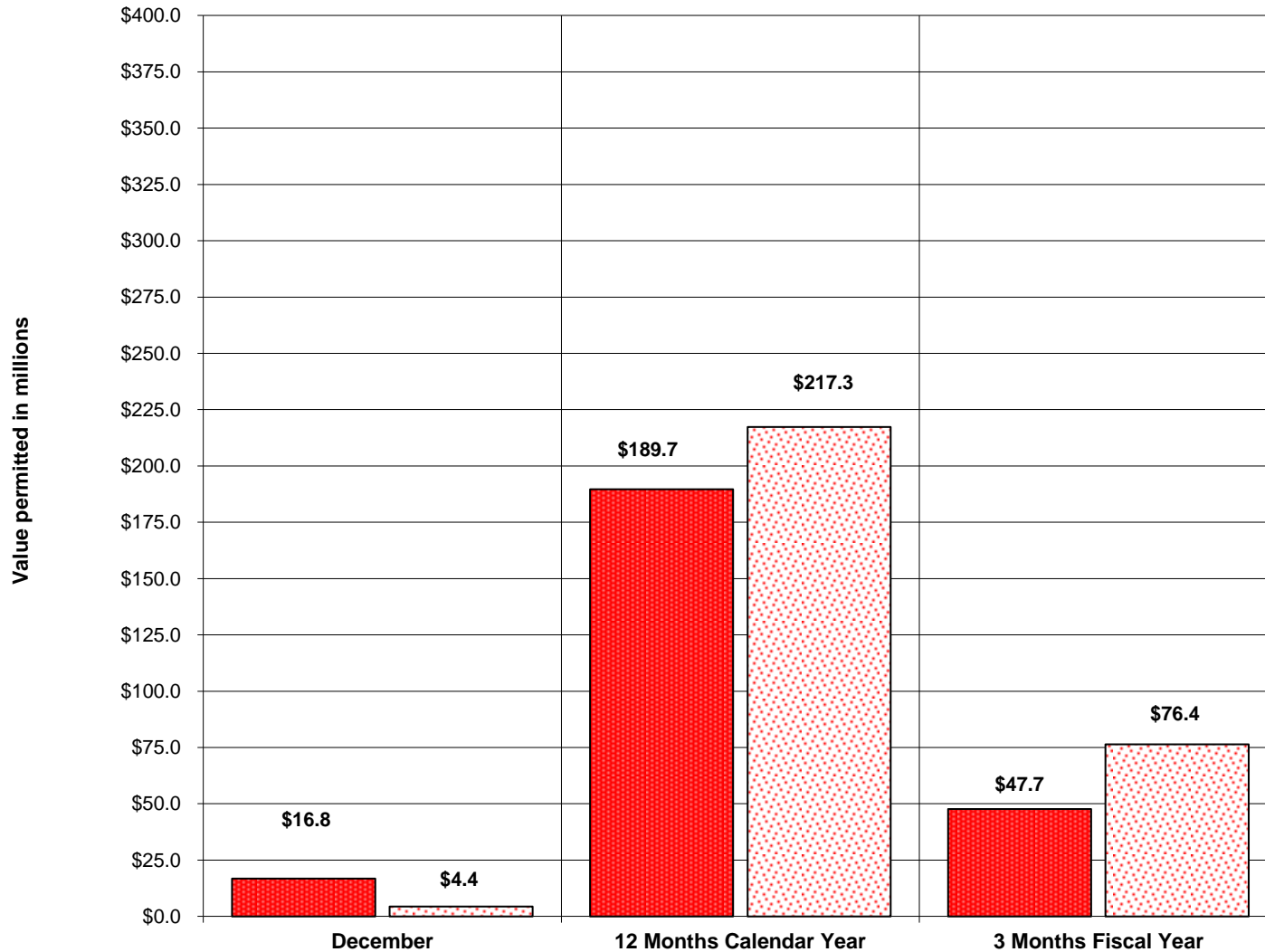


There was no activity in either December 2013 or December 2012.

Multifamily permits issued in Calendar year 2013 were 38% above Calendar Year 2012.

Multifamily permits increased by 92 dwelling units above Fiscal Year 2012.

December Commercial Construction Value



■ 2012

▨ 2013

The value of commercial construction in December 2013 was 74% below December 2012.

The value of commercial construction for Calendar year 2013 was 15% above Calendar Year 2012.

The value of commercial construction for Fiscal Year 2013 was 60% above Fiscal Year 2012.