

Boise City Building Construction Report

March Report

		Permits		Valuations	
		2007	2008	2007	2008
Dwellings		78	22	22,360,568.00	5,134,391.00
(Number of Living Units)					
Single Family		58	21	14,402,918.00	4,925,727.00
Duplex		8	2	880,000.00	208,664.00
Triplex		3		370,000.00	
Fourplex		48		3,347,650.00	
Sixplex					
Multiple		28		3,360,000.00	
Living Units Total		145	23		
Private Garages or Carports		14	5	356,274.00	42,642.00
Commercial Buildings		7	6	35,299,041.00	5,059,800.00
				Subtotal	\$58,015,883.00
Commercial Addn,Alt, & Rep.		71	48	12,353,521.00	10,050,812.00
Residential Addn,Alt,& Rep.		130	79	5,535,671.00	2,404,919.00
Signs		24	20	202,473.00	86,100.00
Electrical		388	254	8,846,094.00	6,079,895.00
Plumbing		419	243	2,416,240.00	938,563.00
Heating & Cooling		362	290	7,815,526.00	2,885,307.00
Razed Dwellings		5	2	30,900.00	7,500.00
Razed Other		1	0	6,000.00	0.00
Religious		0	0	0.00	0.00
Governmental		0	10	0.00	1,212,483.00
Educational		3	3	71,000.00	326,224.00
Permits Total		1,502	982	Subtotal	\$37,277,425.00
				Valuations Total	\$95,293,308.00
					\$34,228,636.00

Receipts

March Report

Page 2

	2007	2008
Building Permits	291,400.67	173,793.05
Electrical Permits	74,163.23	23,717.02
Plumbing Permits	56,897.10	36,940.66
Sign Permits	2,006.05	1,658.37
Heating & Cooling Permits	76,868.15	57,300.13
Manufactured Home Permits	150.00	225.00
Miscellaneous	138.10	104.50
Plan Check Fees: Structural	112,876.76	82,847.04
Plan Check Fees: Fire Sprinkler System	23,686.62	29,475.02
Energy Inspection Fees	5,319.08	1,433.12
License Fees: Plumbing	1,600.00	0.00
License Fees: Heating	0.00	0.00
License Fees: Manufactured Home Installer	50.00	0.00
ACHD Road Impact Fees	4,000.00	0.00
Erosion Control Program	20,290.05	13,738.75
Total	\$669,445.81	\$421,232.66

Five Year Comparison

March Report

Page 3

Five Year Comparison

Total Number Permits Issued

3 Months 2008	2,847
3 Months 2007	3,884
3 Months 2006	3,771
3 Months 2005	3,780
3 Months 2004	3,000

Total Value of Permits Issued

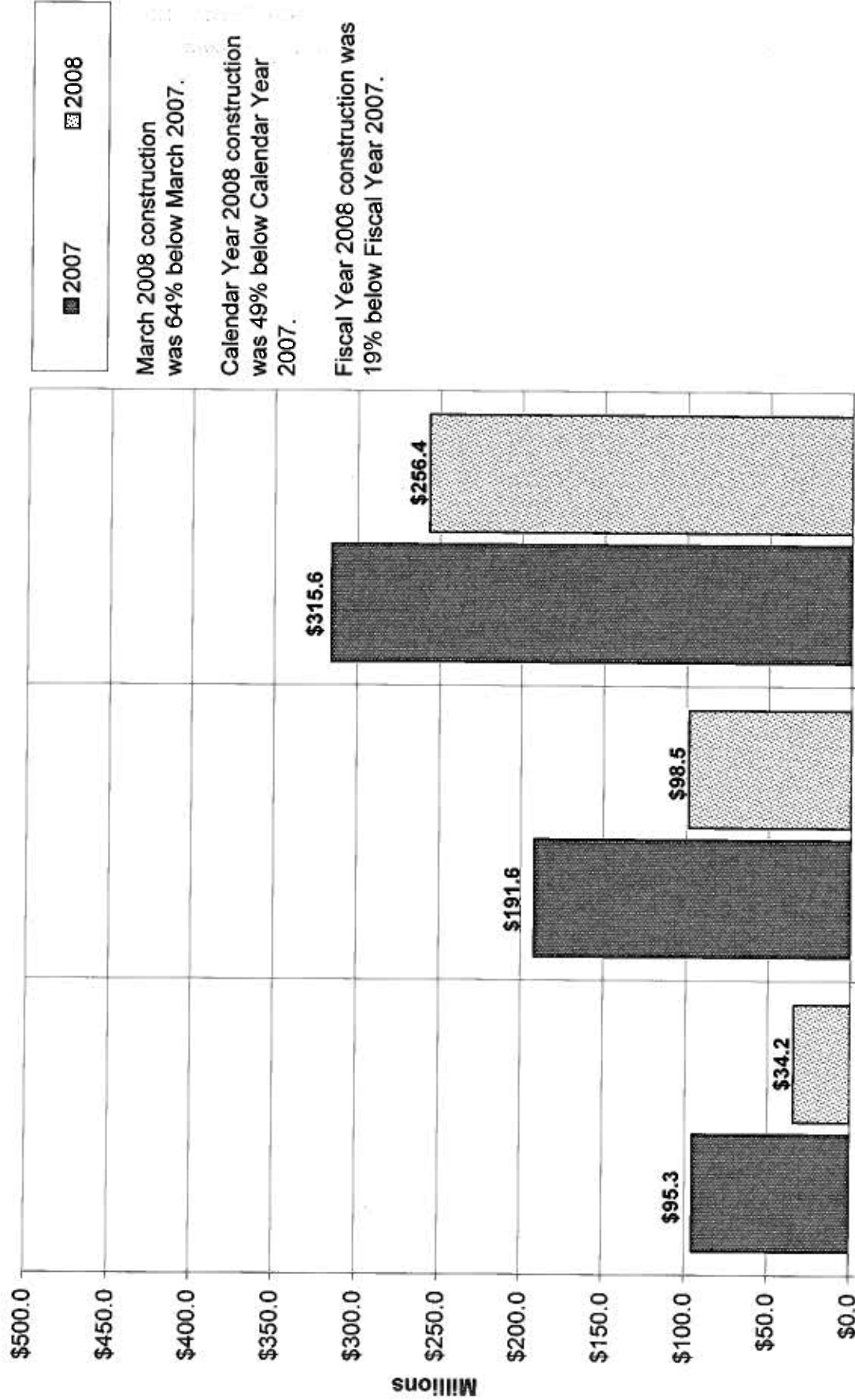
3 Months 2008	\$98,459,993.00
3 Months 2007	\$191,600,805.00
3 Months 2006	\$123,235,626.00
3 Months 2005	\$86,506,181.00
3 Months 2004	\$74,535,633.00

Total Receipts for Permits Issued

3 Months 2008	\$1,386,118.94
3 Months 2007	\$1,989,599.71
3 Months 2006	\$1,939,549.74
3 Months 2005	\$1,525,317.11
3 Months 2004	\$960,999.85

Bruce Chatterton, Director
Planning & Development Services

March Construction Report

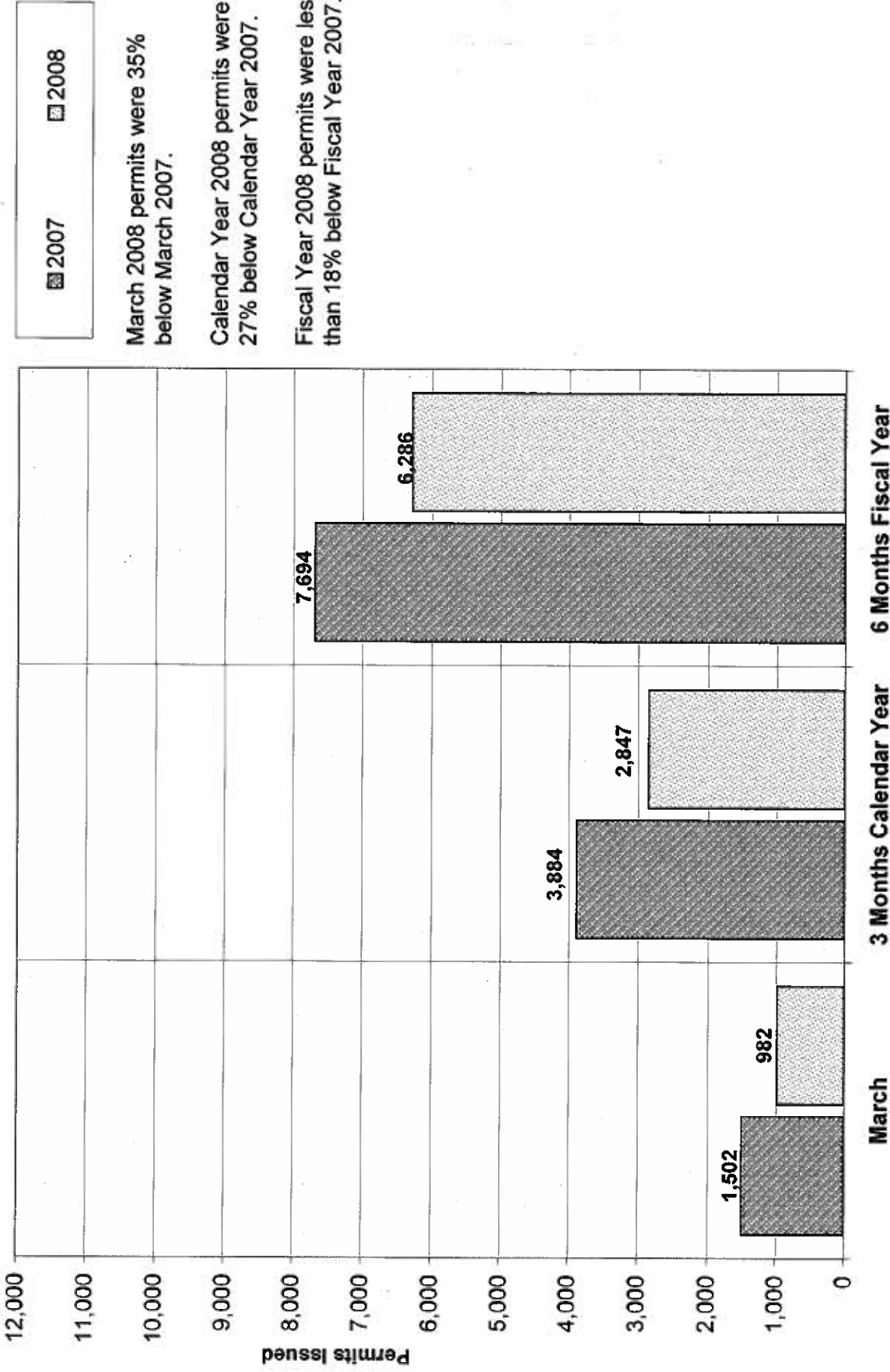


■ 2007 ▨ 2008

March 2008 construction was 64% below March 2007.
 Calendar Year 2008 construction was 49% below Calendar Year 2007.
 Fiscal Year 2008 construction was 19% below Fiscal Year 2007.

March 3 Months Calendar Year 6 Months Fiscal Year

March Comparison Permits Issued



■ 2007

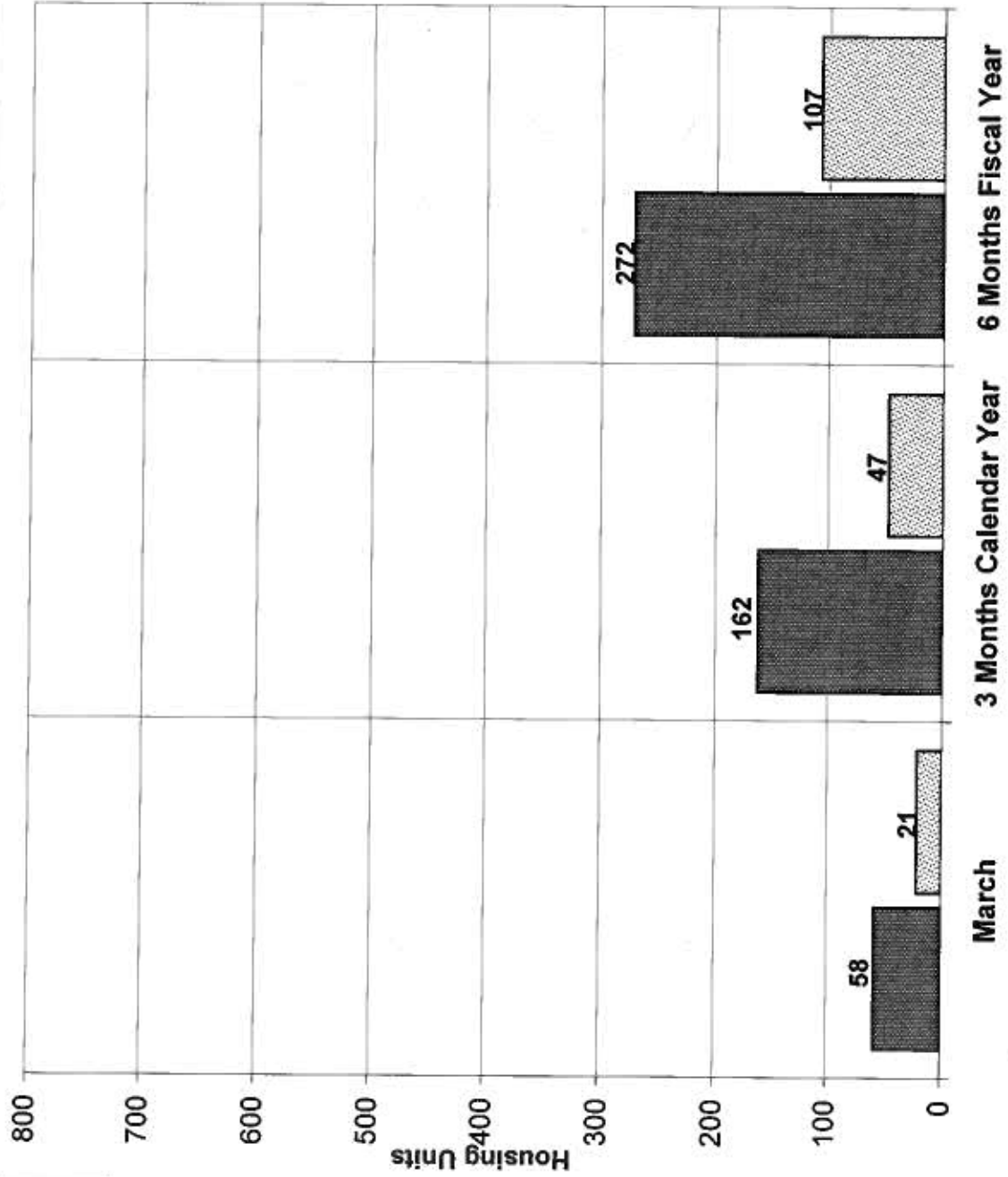
■ 2008

March 2008 permits were 35% below March 2007.

Calendar Year 2008 permits were 27% below Calendar Year 2007.

Fiscal Year 2008 permits were less than 18% below Fiscal Year 2007.

March Single Family Housing



■ 2007

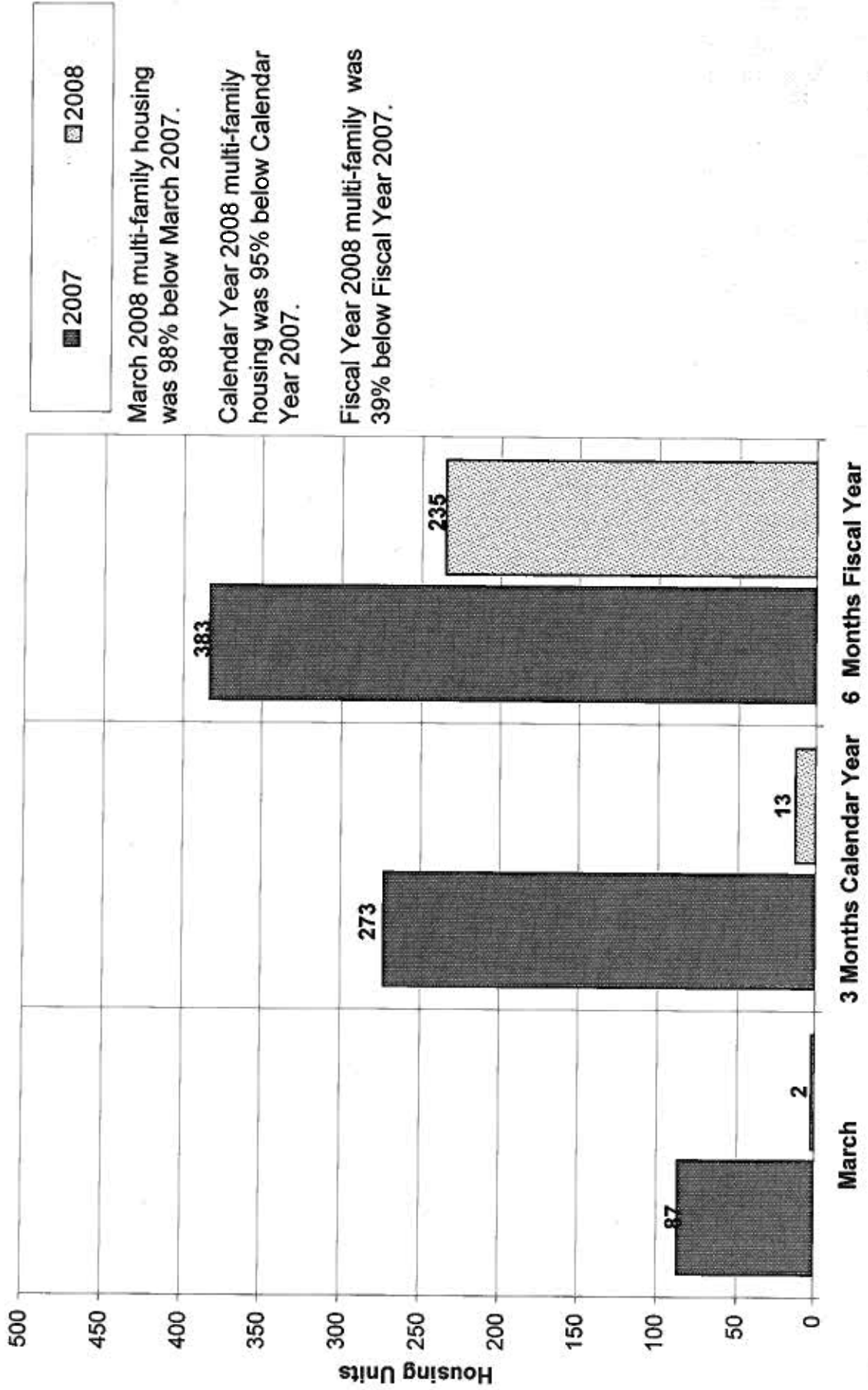
▨ 2008

March 2008 single family housing was 64% below March 2007.

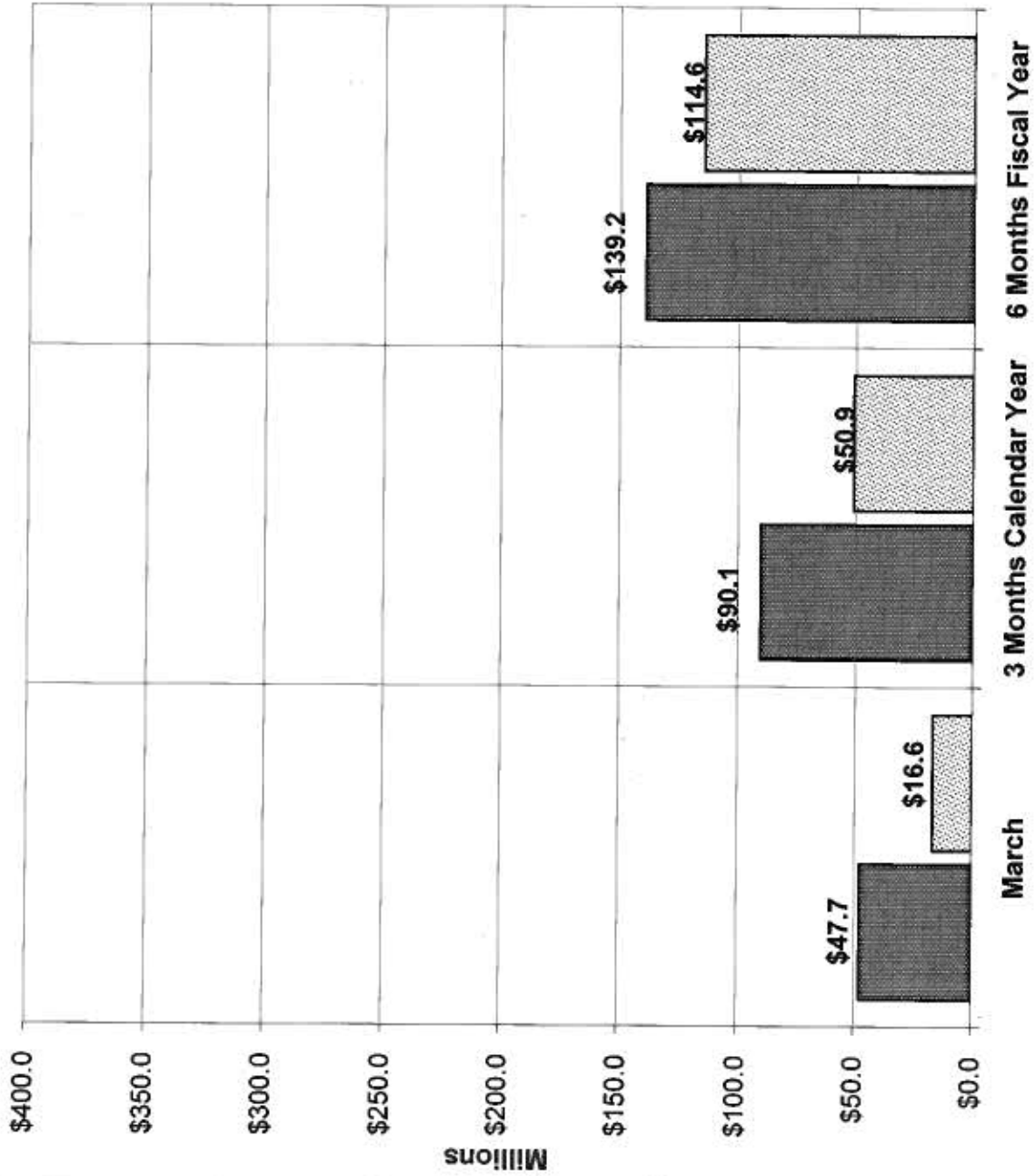
Calendar Year 2008 single family housing was 71% below Calendar Year 2007.

Fiscal Year 2008 single family housing was 61% below Fiscal Year 2007.

March Multiple Family Housing



March Commercial Construction



■ 2007

▨ 2008

March 2008 commercial construction was 65% below March 2007.

Calendar Year 2008 commercial construction was 44% below Calendar Year 2007.

Fiscal Year 2008 commercial construction was 18% below Fiscal Year 2007.