

Boise City Building Construction Report

June Report

This report does not include Planning and Zoning permits.

Permits	2014	2015
Dwellings (# Structures)	54	70
<i>(Number of Living Units)</i>		
Single Family	35	66
Duplex	2	2
Triplex	0	0
Fourplex	72	12
Sixplex	0	0
Multiple	0	0
Living Units Total	109	80

Dwellings Other		
Private Garages or Carports	3	4
Res. Additions, Alt & Rep	140	198
Total	143	202

Commercial Construction		
Comm. Additions, Alt & Rep	82	91
New Commercial Buildings	8	11
Religious	0	0
Governmental	0	0
Educational	0	0
Total	90	102

Trade/Other Permits		
Signs	28	15
Electrical	354	385
Plumbing	336	418
Heating & Cooling	553	676
Fire	96	72
Erosion Control	116	152
Total	1,483	1,718

Razed Structures		
Dwellings	4	11
Other	2	2
Total	6	13
Total Permit Count (not units)	1,776	2,105

Valuations	2014	2015
Dwellings		
<i>(Value of Living Units)</i>		
Single Family	\$7,357,643.00	\$17,414,428.00
Duplex	\$236,068.00	\$262,407.00
Triplex	\$0.00	\$0.00
Fourplex	\$4,762,002.00	\$714,000.00
Sixplex	\$0.00	\$0.00
Multiple	\$0.00	\$0.00
Total	\$12,355,713.00	\$18,390,835.00

Dwellings Other		
Private Garages or Carports	\$39,120.00	\$97,090.00
Res. Additions, Alt & Rep	\$1,665,120.00	\$3,201,450.00
Total	\$1,704,240.00	\$3,298,540.00

Commercial Construction		
Comm. Additions, Alt & Rep	\$7,737,227.00	\$8,450,843.00
New Commercial Buildings	\$5,190,789.00	\$5,677,977.00
Religious	\$0.00	\$0.00
Governmental	\$0.00	\$0.00
Educational	\$0.00	\$0.00
Total	\$12,928,016.00	\$14,128,820.00

Trade/Other Permits		
Signs	\$120,373.00	\$199,141.00
Electrical	\$2,368,250.00	\$3,644,589.00
Plumbing	\$3,443,592.00	\$1,884,588.00
Heating & Cooling	\$5,212,461.00	\$7,427,496.00
Fire	\$23,015.00	\$43,650.00
Erosion Control**	\$0.00	\$0.00
Total	\$11,167,691.00	\$13,199,464.00

Razed Structures		
Dwellings	\$10,501.00	\$61,401.00
Other	\$52,500.00	\$19,000.00
Total	\$63,001.00	\$80,401.00

Total Building Valuation	\$27,171,343.00	\$36,097,737.00
---------------------------------	------------------------	------------------------

Footnote: These valuations may be included as part of the "Dwellings, Dwellings Other, and Commercial Construction sections of this report.

** Erosion control permits and most Fire permits are not based on project value.

Total Building Valuation excludes Trades

See
Footnote
below.

Five Year Comparison

June Report

Page 3

Five Year Comparison

Includes Building, Electrical, Erosion, Fire, Mechanical, and Plumbing Permits

Total Number Permits Issued

6 Months 2015	10,210
6 Months 2014	8,780
6 Months 2013	8,266
6 Months 2012	7,570
6 Months 2011	6,674

Total Value of Permits Issued

6 Months 2015	\$336,415,837.17
6 Months 2014	\$252,387,273.42
6 Months 2013	\$229,144,681.75
6 Months 2012	\$171,584,782.00
6 Months 2011	\$139,693,607.00

Total Receipts for Permits Issued

6 Months 2015	\$4,060,914.29
6 Months 2014	\$3,237,187.84
6 Months 2013	\$2,795,266.50
6 Months 2012	\$2,613,408.65
6 Months 2011	\$1,804,929.93

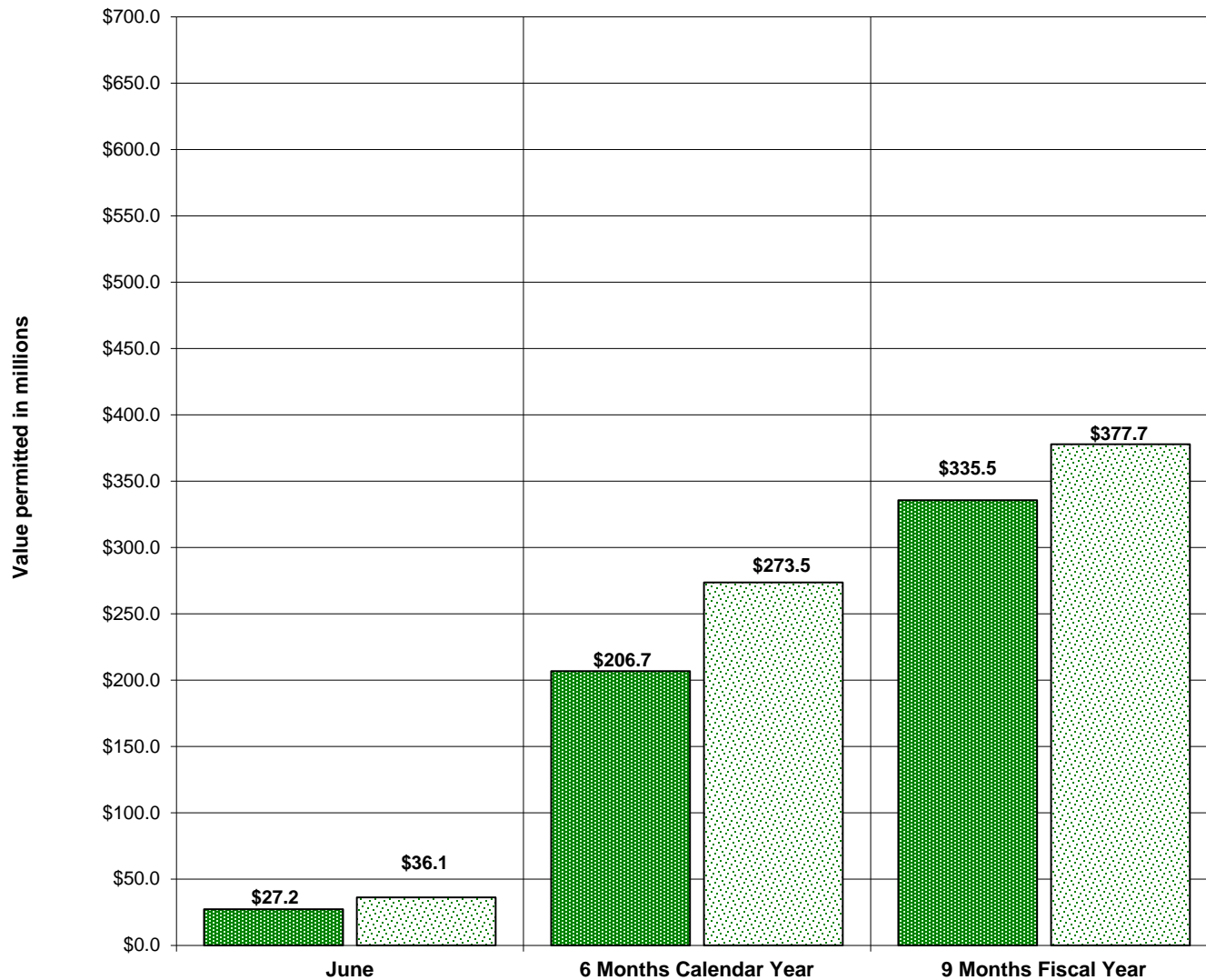
Receipts

June Report

Page 2

Receipts	2014	2015
Building Permits	\$232,538.21	\$286,288.08
Electrical Permits	\$35,941.81	\$64,878.17
Plumbing Permits	\$72,836.80	\$56,951.30
Sign Permits	\$2,231.62	\$3,978.03
Heating & Cooling Permits	\$99,764.34	\$128,648.89
Manufactured Home Permits	\$0.00	\$0.00
Plan Check Fees: Structural	\$154,706.41	\$150,873.79
Plan Check Fees: Fire Sprinkler System, Alarm System, Cooking Hood	\$45,911.86	\$32,340.04
Energy Inspection Fees	\$3,582.80	\$2,866.24
Erosion Control Program	\$13,473.75	\$16,195.00
Miscellaneous	\$0.00	\$0.00
Total	\$660,987.60	\$743,019.54

June Construction Value Report

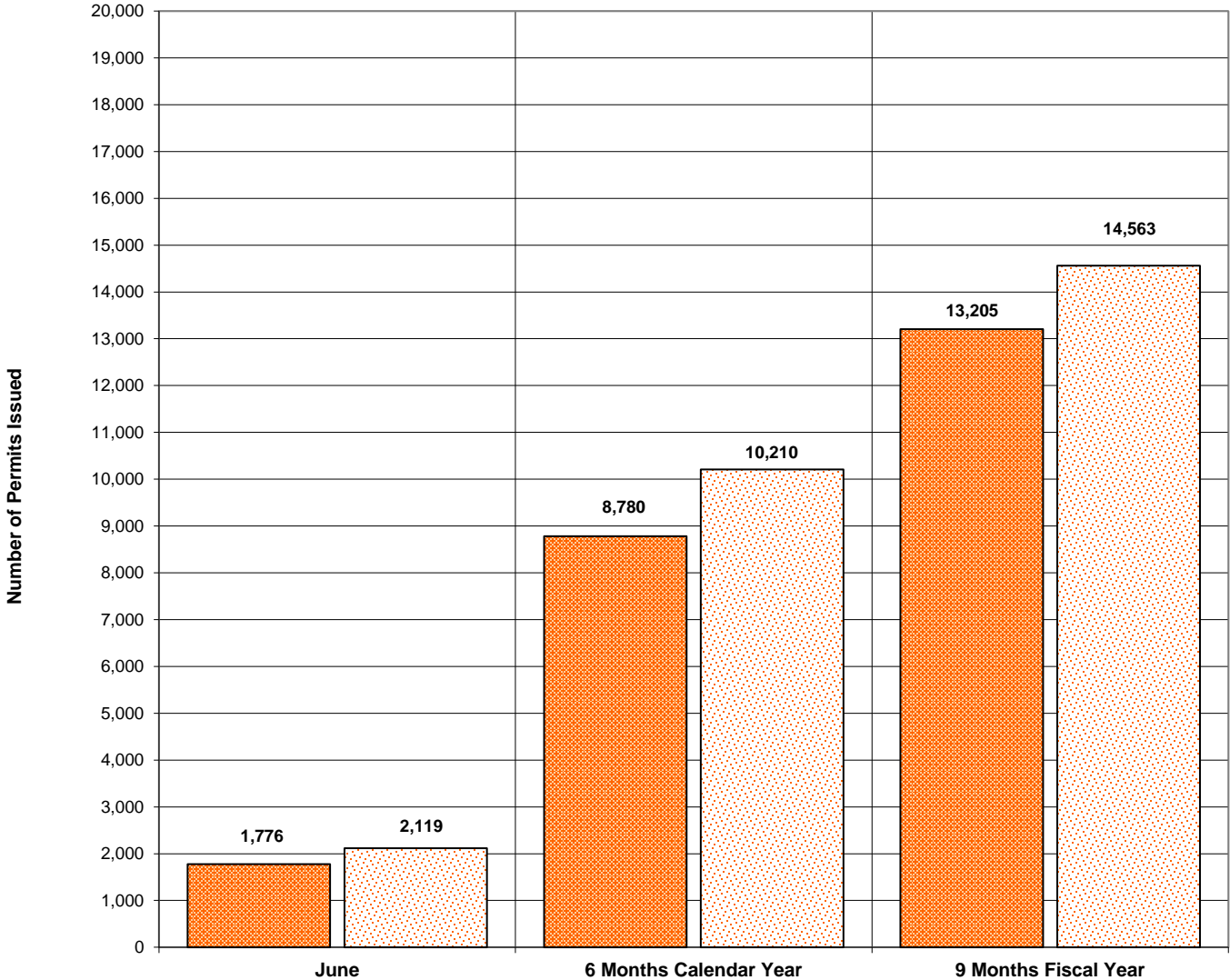


The value of new construction permitted in June 2015 was 33% above June 2014.

The value of new construction permitted in Calendar year 2015 construction was 32% above Calendar Year 2014.

The value of new construction permitted in 2015 was 13% above Fiscal Year 2014.

June Comparison Permits Issued

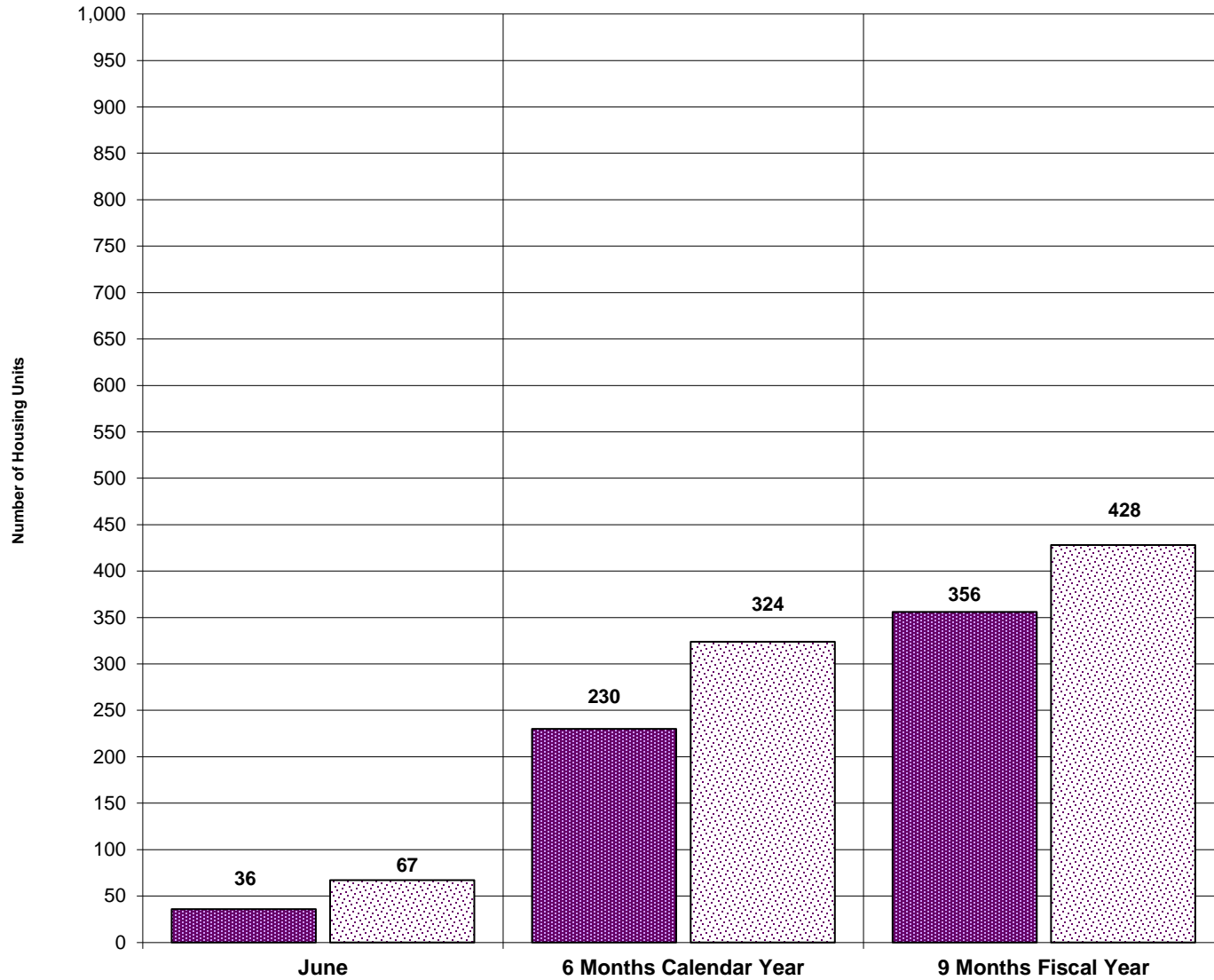


Number of permits issued in June 2015 was 19% above June 2014.

Number of permits issued in Calendar year 2015 was 16% above Calendar Year 2014.

Number of permits issued in Fiscal Year 2015 was 10% above Fiscal Year 2014.

June Single Family Housing Permits Issued



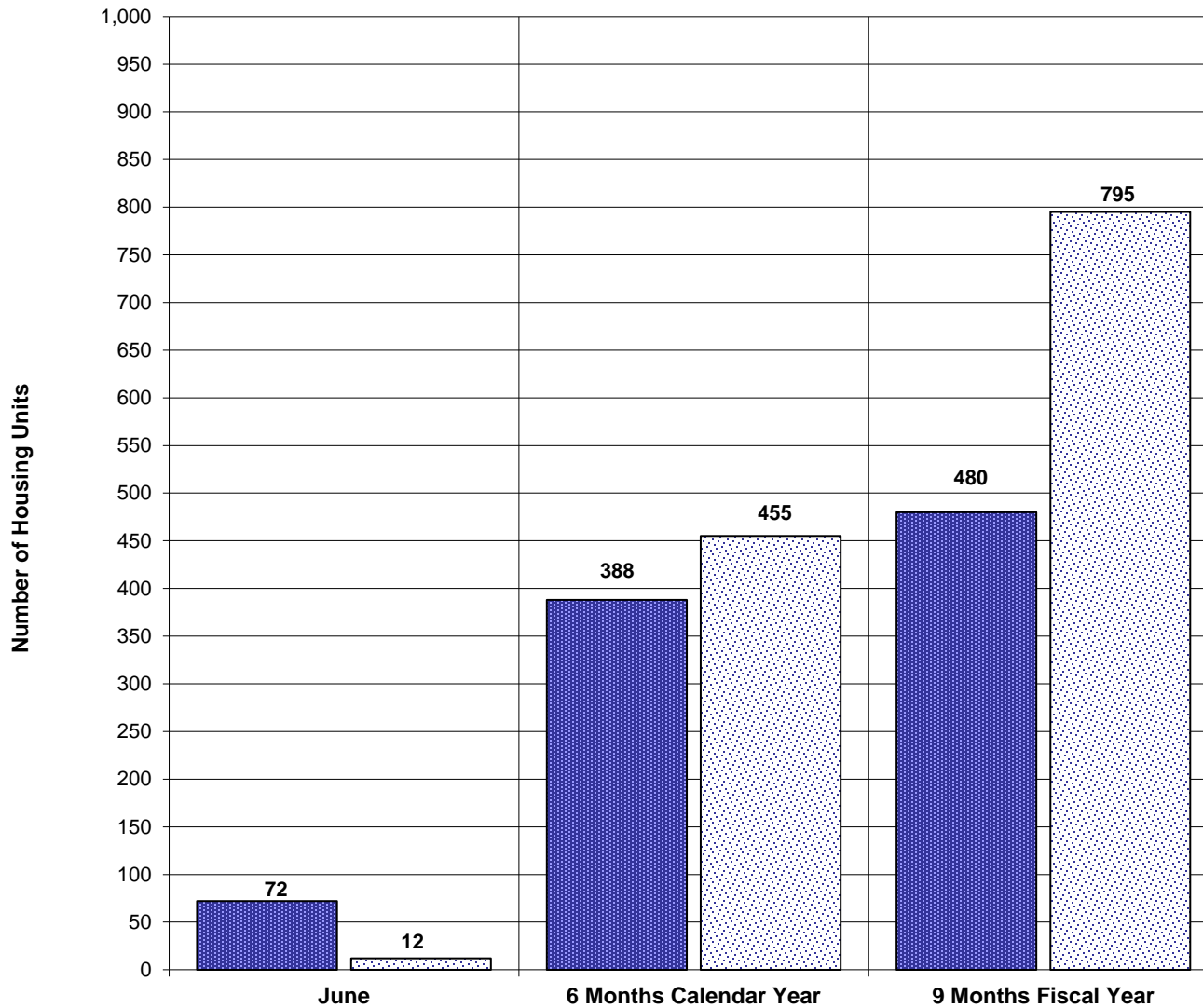
■ 2014 ▨ 2015

Single Family permits issued in June 2015 were 86% above June 2014.

Single family housing permits issued in Calendar year 2015 were 41% above Calendar Year 2014.

Single family housing permits issued in Fiscal Year 2015 were 20% above Fiscal Year 2014.

June Multiple Family Housing

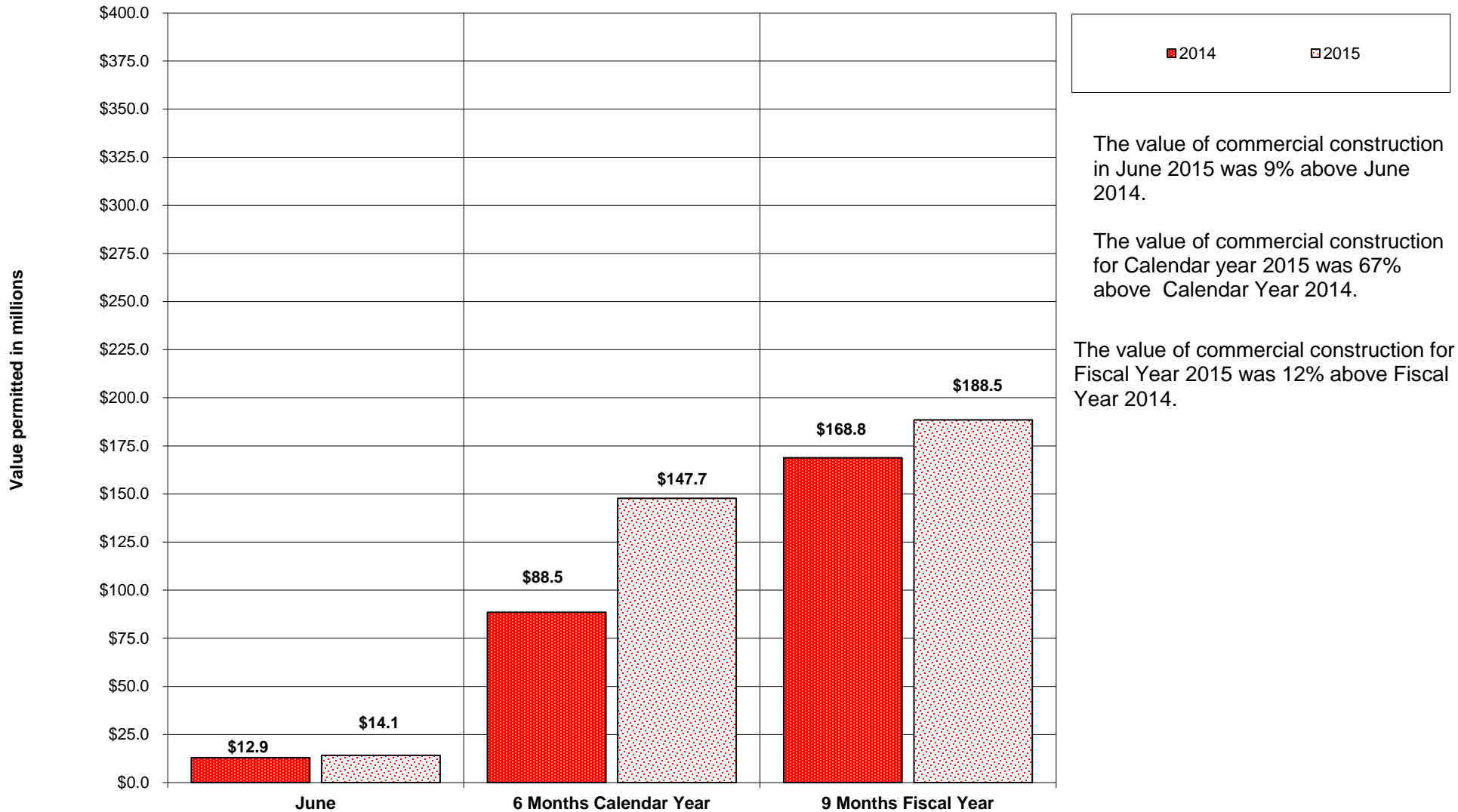


Multifamily permits issued in June 2015 were 83% below June 2014.

Multifamily permits issued in Calendar year 2015 were 17% above Calendar Year 2014.

Multifamily permits issued in Fiscal Year 2015 were 66% above Fiscal Year 2014.

June Commercial Construction Value



The value of commercial construction in June 2015 was 9% above June 2014.

The value of commercial construction for Calendar year 2015 was 67% above Calendar Year 2014.

The value of commercial construction for Fiscal Year 2015 was 12% above Fiscal Year 2014.