

Boise City Building Construction Report

April Report

This report does not include Planning and Zoning permits.

Permits	2014	2015
Dwellings (# Structures)	32	97
<i>(Number of Living Units)</i>		
Single Family	30	64
Duplex	2	6
Triplex	0	0
Fourplex	4	72
Sixplex	0	0
Multiple	0	287
Living Units Total	36	429
Dwellings Other		
Private Garages or Carports	8	9
Res. Additions, Alt & Rep	126	172
	134	181
Commercial Construction		
Comm. Additions, Alt & Rep	88	104
New Commercial Buildings	4	13
Religious	0	0
Governmental	0	0
Educational	0	0
	92	117
Trade/Other Permits		
Signs	19	26
Electrical	302	360
Plumbing	345	398
Heating & Cooling	417	451
Fire	46	85
Erosion Control	90	194
	1,219	1,514
Razed Structures		
Dwellings	5	0
Other	1	7
	6	7
Total Permit Count (not units)	1,483	1,916

Valuations	2014	2015
Dwellings		
<i>(Value of Living Units)</i>		
Single Family	\$8,374,560.00	\$15,643,679.00
Duplex	\$222,709.00	\$695,218.00
Triplex	\$0.00	\$0.00
Fourplex	\$205,000.00	\$4,229,000.00
Sixplex	\$0.00	\$0.00
Multiple	\$0.00	\$19,424,184.00
	\$8,802,269.00	\$39,992,081.00
Dwellings Other		
Private Garages or Carports	\$138,377.00	\$197,156.00
Res. Additions, Alt & Rep	\$2,089,460.00	\$2,660,481.00
Total	\$2,227,837.00	\$2,857,637.00
Commercial Construction		
Comm. Additions, Alt & Rep	\$12,043,382.00	\$8,579,565.00
New Commercial Buildings	\$637,604.99	\$56,903,152.00
Religious	\$0.00	\$0.00
Governmental	\$0.00	\$0.00
Educational	\$0.00	\$0.00
Total	\$12,680,986.99	\$65,482,717.00
Trade/Other Permits		
Signs	\$133,880.00	\$204,776.00
Electrical	\$2,035,671.00	\$2,776,373.00
Plumbing	\$1,395,423.00	\$1,621,843.00
Heating & Cooling	\$3,288,057.00	\$4,178,070.00
Fire	\$950.00	\$3,800.00
Erosion Control**	\$0.00	\$0.00
Total	\$6,853,981.00	\$8,784,862.00
Razed Structures		
Dwellings	\$20,600.00	\$0.00
Other	\$501.00	\$58,700.00
Total	\$21,101.00	\$58,700.00
Total Building Valuation	\$23,866,073.99	\$108,595,911.00

See
Footnote
below.

Footnote: These valuations may be included as part of the "Dwellings, Dwellings Other, and Commercial Construction sections of this report.

** Erosion control permits and most Fire permits are not based on project value.

Total Building Valuation excludes Trades

Five Year Comparison

April Report

Page 3

Five Year Comparison

Includes Building, Electrical, Erosion, Fire, Mechanical, and Plumbing Permits

Total Number Permits Issued

4 Months 2015	6,472
4 Months 2014	5,418
4 Months 2013	5,177
4 Months 2012	4,480
4 Months 2011	4,131

Total Value of Permits Issued

4 Months 2015	\$289,837,496.17
4 Months 2014	\$159,265,317.13
4 Months 2013	\$149,030,759.75
4 Months 2012	\$94,852,045.00
4 Months 2011	\$92,721,663.00

Total Receipts for Permits Issued

4 Months 2015	\$2,553,344.10
4 Months 2014	\$1,990,621.87
4 Months 2013	\$1,817,027.86
4 Months 2012	\$1,632,591.95
4 Months 2011	\$1,135,540.21

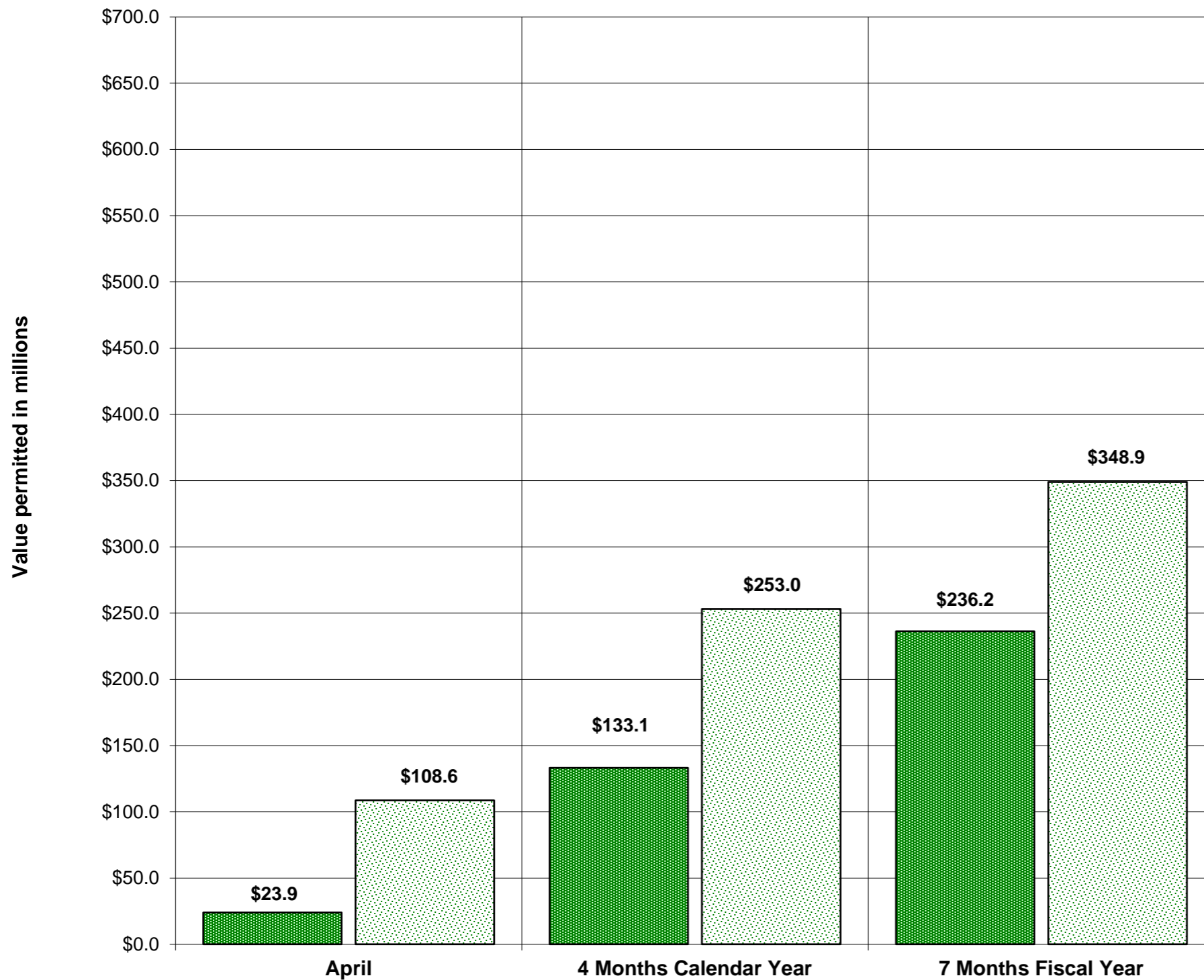
Receipts

April Report

Page 2

Receipts	2014	2015
Building Permits	\$165,997.24	\$445,506.56
Electrical Permits	\$29,532.65	\$46,037.62
Plumbing Permits	\$38,448.35	\$46,840.13
Sign Permits	\$3,314.82	\$1,473.99
Heating & Cooling Permits	\$59,348.89	\$63,589.31
Manufactured Home Permits	\$0.00	\$0.00
Plan Check Fees: Structural	\$88,782.36	\$142,830.44
Plan Check Fees: Fire Sprinkler System, Alarm System, Cooking Hood	\$20,642.72	\$59,194.63
Energy Inspection Fees	\$1,598.48	\$11,961.04
Erosion Control Program	\$12,955.00	\$19,488.75
Miscellaneous	\$0.00	\$0.00
Total	\$420,620.51	\$836,922.47

April Construction Value Report



■ 2014

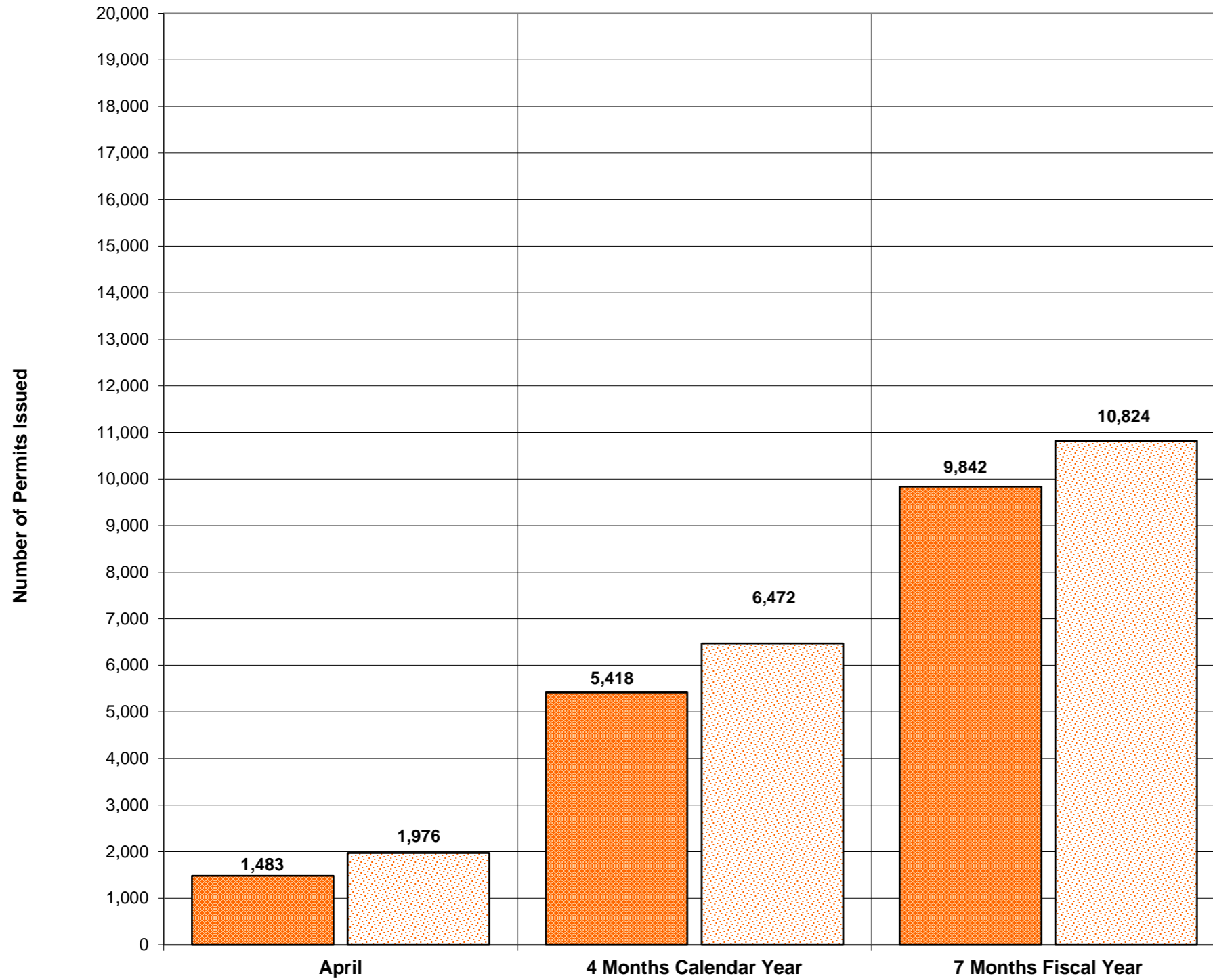
■ 2015

The value of new construction permitted in April 2015 was 354% above April 2014.

The value of new construction permitted in Calendar year 2015 construction was 90% above Calendar Year 2014.

The value of new construction permitted in 2015 was 48% above Fiscal Year 2014.

April Comparison Permits Issued

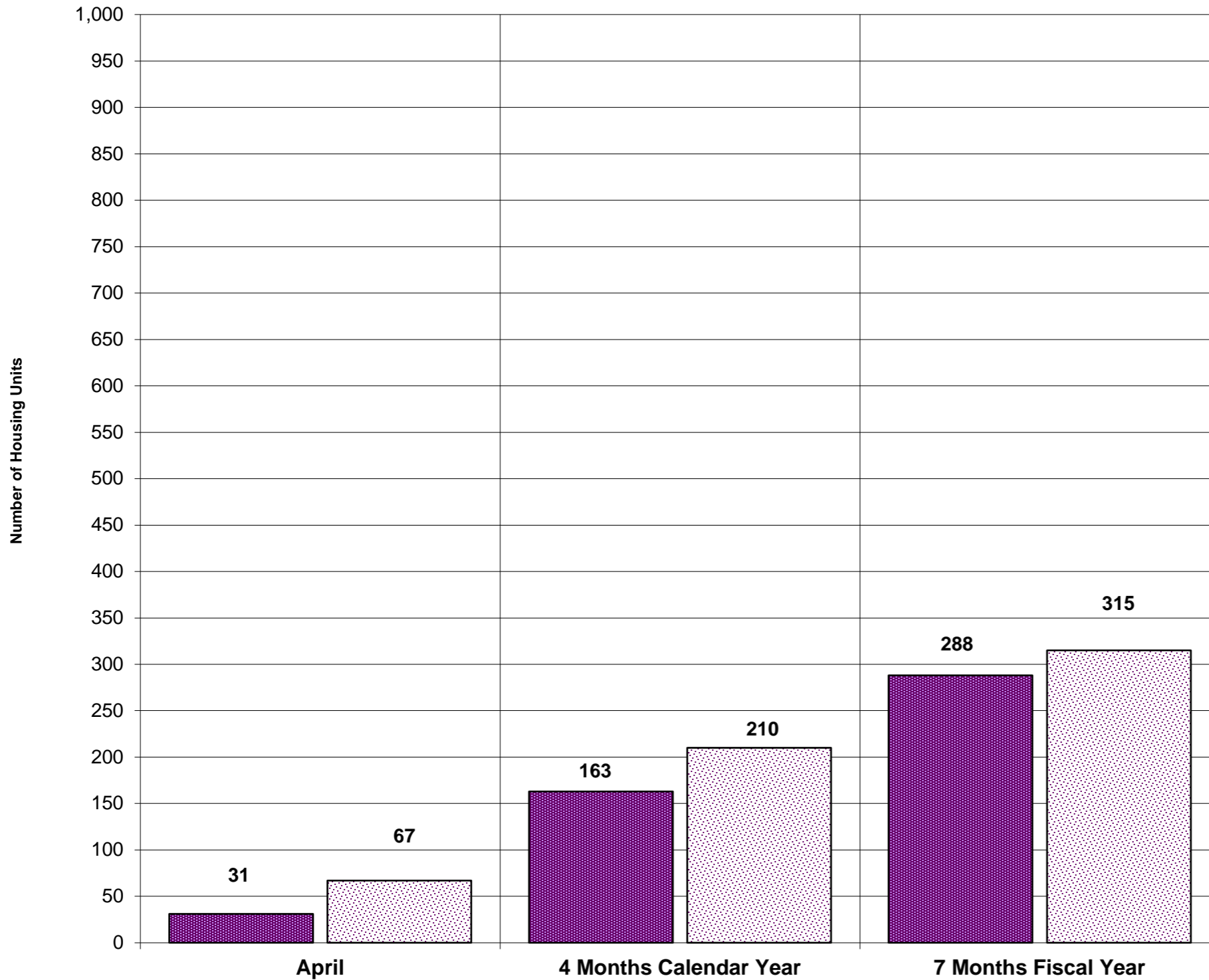


Number of permits issued in April 2015 was 33% above April 2014.

Number of permits issued in Calendar year 2015 was 19% above Calendar Year 2014.

Number of permits issued in Fiscal Year 2015 was 10% above Fiscal Year 2014.

April Single Family Housing Permits Issued

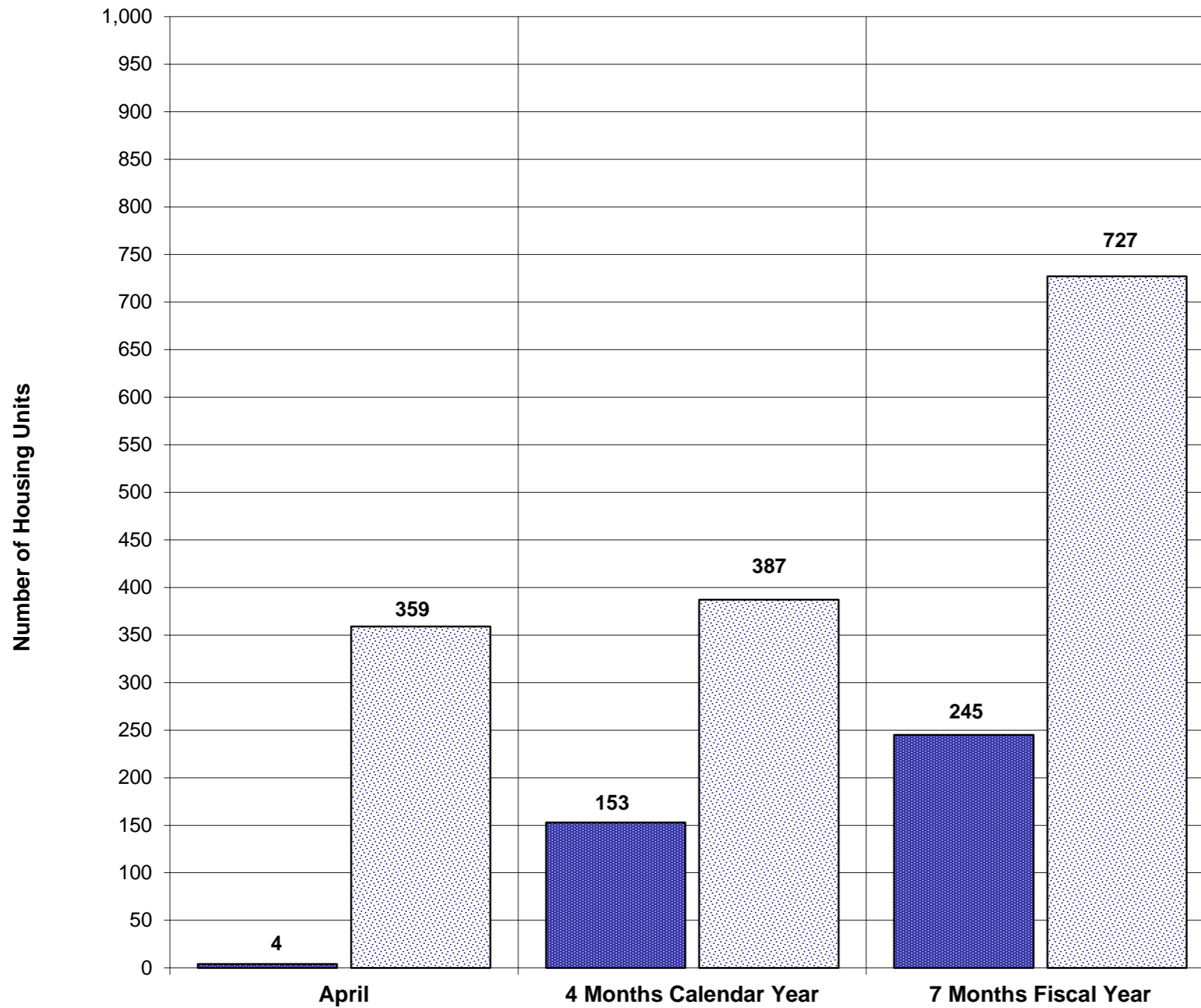


Single Family permits issued in April 2015 were 116% above April 2014.

Single family housing permits issued in Calendar year 2015 were 29% above Calendar Year 2014.

Single family housing permits issued in Fiscal Year 2015 were 9% above Fiscal Year 2014.

April Multiple Family Housing

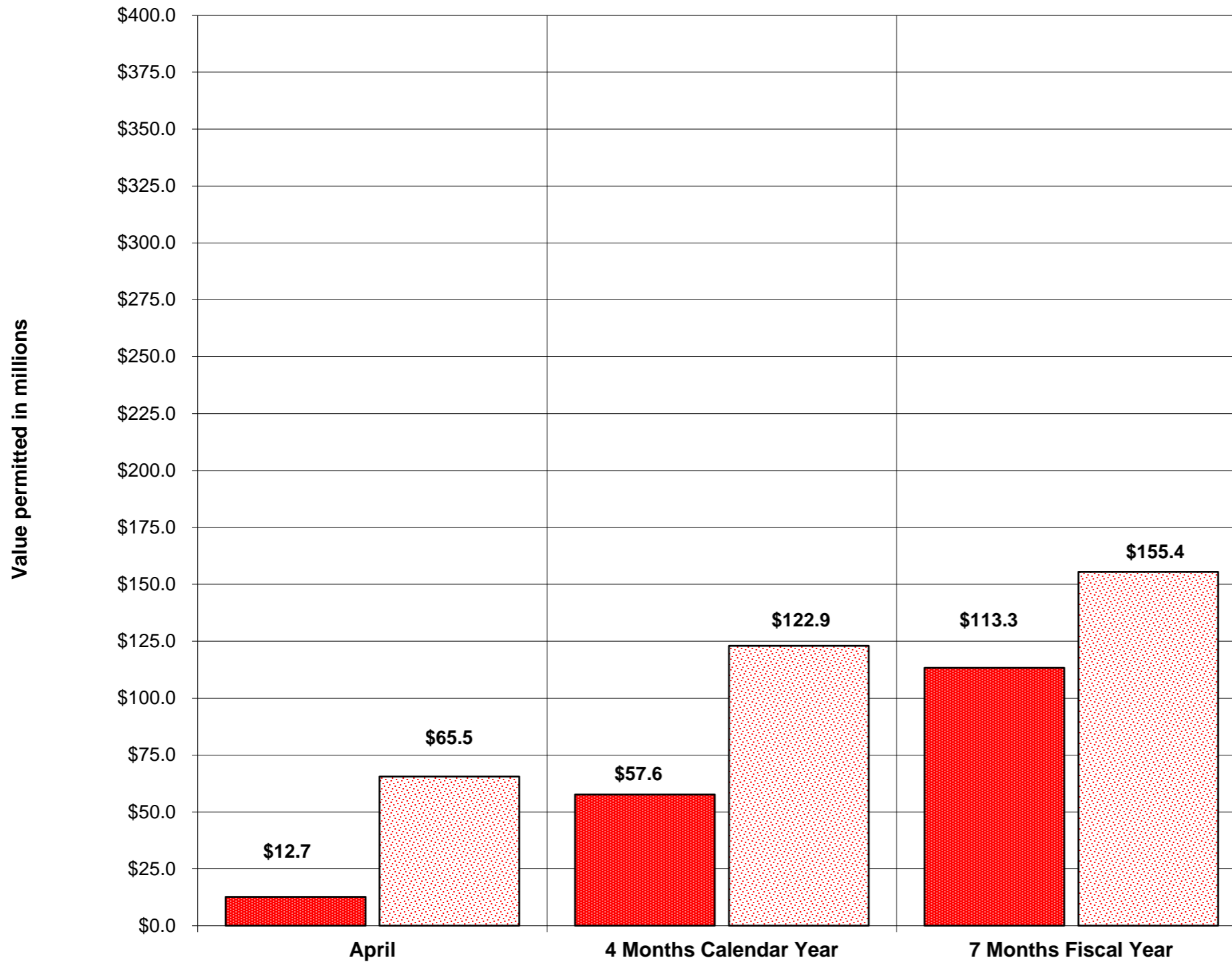


Multifamily permits issued in April 2015 were 8875% above April 2014.

Multifamily permits issued in Calendar year 2015 were 153% above Calendar Year 2014.

Multifamily permits issued in Fiscal Year 2015 were 197% above Fiscal Year 2014.

April Commercial Construction Value



■ 2014

▨ 2015

The value of commercial construction in April 2015 was 416% above April 2014.

The value of commercial construction for Calendar year 2015 was 113% above Calendar Year 2014.

The value of commercial construction for Fiscal Year 2015 was 37% above Fiscal Year 2014.