

# Boise City Building Construction Report

## December Report

This report does not include Planning and Zoning permits.

Permits	2013	2014
<b>Dwellings (# Structures)</b>	<b>31</b>	<b>34</b>
<i>(Number of Living Units)</i>		
Single Family	31	33
Duplex	0	2
Triplex	0	0
Fourplex	0	0
Sixplex	0	0
Multiple	0	0
<b>Living Units Total</b>	<b>31</b>	<b>35</b>
<b>Dwellings Other</b>		
Private Garages or Carports	7	5
Res. Additions, Alt & Rep	62	58
	<b>69</b>	<b>63</b>
<b>Commercial Construction</b>		
Comm. Additions, Alt & Rep	53	79
New Commercial Buildings	3	4
Religious	0	0
Governmental	0	1
Educational	0	1
	<b>56</b>	<b>85</b>
<b>Trade/Other Permits</b>		
Signs	20	20
Electrical	240	263
Plumbing	187	215
Heating & Cooling	485	483
Fire	41	75
Erosion Control	71	57
	<b>1,044</b>	<b>1,113</b>
<b>Razed Structures</b>		
Dwellings	6	3
Other	0	2
	<b>6</b>	<b>5</b>
<b>Total Permit Count (not units)</b>	<b>1,206</b>	<b>1,300</b>

Valuations	2013	2014
<b>Dwellings</b>		
<i>(Value of Living Units)</i>		
Single Family	\$6,852,600.00	\$7,528,650.00
Duplex	\$0.00	\$110,000.00
Triplex	\$0.00	\$0.00
Fourplex	\$0.00	\$0.00
Sixplex	\$0.00	\$0.00
Multiple	\$0.00	\$0.00
	<b>\$6,852,600.00</b>	<b>\$7,638,650.00</b>
<b>Dwellings Other</b>		
Private Garages or Carports	\$160,705.00	\$91,373.00
Res. Additions, Alt & Rep	\$1,215,361.00	\$1,133,434.00
<b>Total</b>	<b>\$1,376,066.00</b>	<b>\$1,224,807.00</b>
<b>Commercial Construction</b>		
Comm. Additions, Alt & Rep	\$3,150,497.37	\$5,832,985.00
New Commercial Buildings	\$2,275,019.00	\$986,445.00
Religious	\$0.00	\$0.00
Governmental	\$0.00	\$4,500.00
Educational	\$0.00	\$5,450.00
<b>Total</b>	<b>\$5,425,516.37</b>	<b>\$6,829,380.00</b>
<b>Trade/Other Permits</b>		
Signs	\$83,085.00	\$94,108.00
Electrical	\$2,194,503.00	\$6,423,926.00
Plumbing	\$1,645,550.00	\$1,430,646.00
Heating & Cooling	\$5,224,104.00	\$3,549,625.00
Fire	\$198,050.00	\$37,048.00
Erosion Control**	\$0.00	\$0.00
<b>Total</b>	<b>\$9,345,292.00</b>	<b>\$11,535,353.00</b>
<b>Razed Structures</b>		
Dwellings	\$33,550.00	\$17,500.00
Other	\$0.00	\$3,200.00
<b>Total</b>	<b>\$33,550.00</b>	<b>\$20,700.00</b>
<b>Total Building Valuation</b>	<b>\$13,770,817.37</b>	<b>\$15,807,645.00</b>

See  
Footnote  
below.

Footnote: These valuations may be included as part of the "Dwellings, Dwellings Other, and Commercial Construction sections of this report.

\*\* Erosion control permits and most Fire permits are not based on project value.

Total Building Valuation excludes Trades

# Five Year Comparison

## December Report

Page 3

### Five Year Comparison

*Includes Building, Electrical, Erosion, Fire, Mechanical, and Plumbing Permits*

#### Total Number Permits Issued

12 Months 2014	18,203
12 Months 2013	17,574
12 Months 2012	15,747
12 Months 2011	13,963
12 Months 2010	14,022

#### Total Value of Permits Issued

12 Months 2014	\$544,716,365.34
12 Months 2013	\$487,467,897.89
12 Months 2012	\$400,966,334.68
12 Months 2011	\$370,097,405.00
12 Months 2010	\$228,345,592.00

#### Total Receipts for Permits Issued

12 Months 2014	\$7,377,971.00
12 Months 2013	\$6,668,872.34
12 Months 2012	\$5,580,718.67
12 Months 2011	\$4,241,684.94
12 Months 2010	\$3,624,741.67

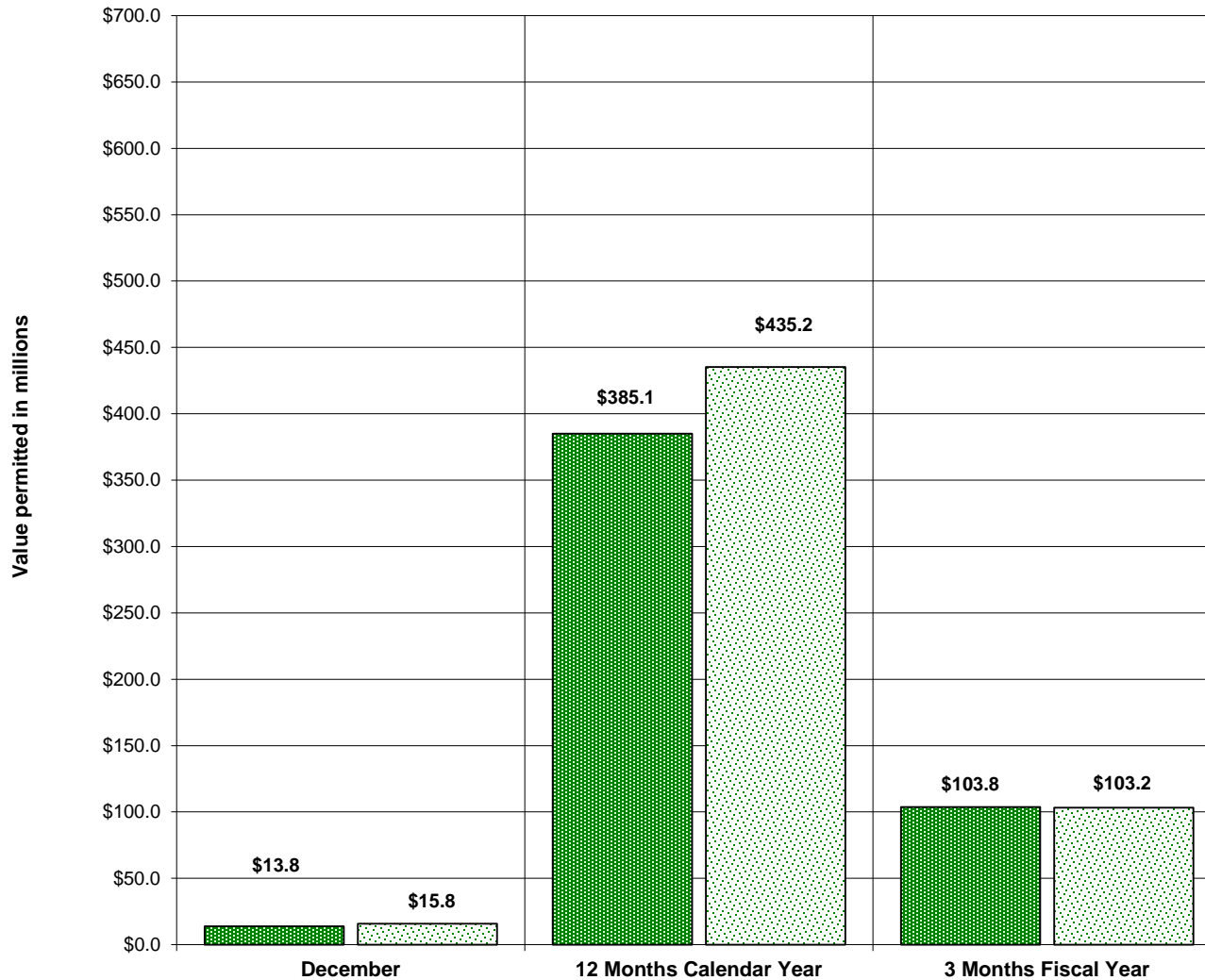
# Receipts

## December Report

Page 2

<b>Receipts</b>	<b>2013</b>	<b>2014</b>
Building Permits	\$400,316.35	\$131,768.34
Electrical Permits	\$28,923.62	\$105,113.65
Plumbing Permits	\$42,919.43	\$25,717.95
Sign Permits	\$1,807.27	\$1,992.67
Heating & Cooling Permits	\$95,850.09	\$66,923.15
Manufactured Home Permits	\$0.00	\$0.00
Plan Check Fees: Structural	\$281,927.65	\$100,217.34
Plan Check Fees: Fire Sprinkler System, Alarm System, Cooking Hood	\$59,733.96	\$26,675.47
Energy Inspection Fees	\$1,212.64	\$1,350.44
Erosion Control Program	\$9,378.75	\$8,967.50
Miscellaneous	\$0.00	\$0.00
<b>Total</b>	<b>\$922,069.76</b>	<b>\$468,726.51</b>

# December Construction Value Report



■ 2013

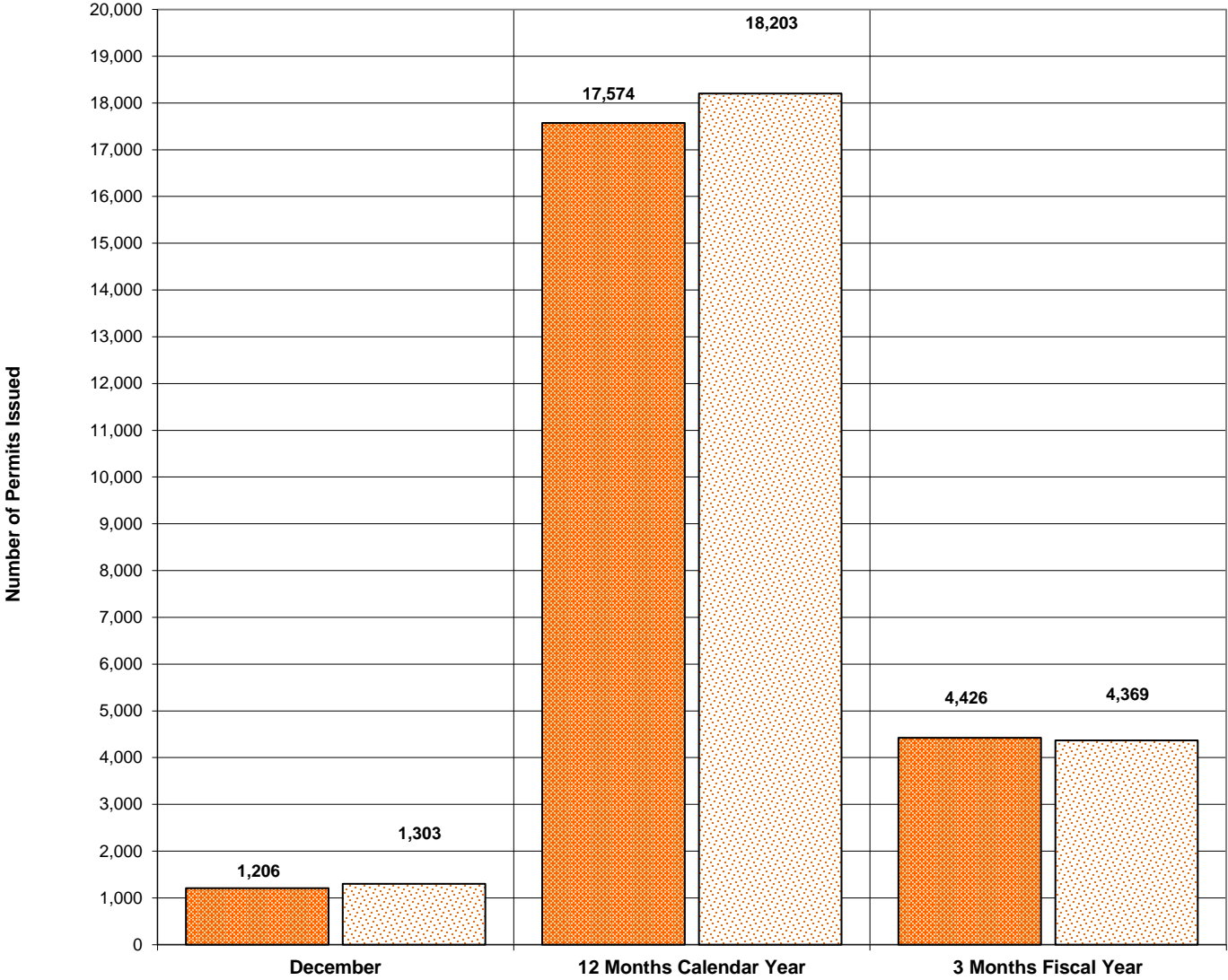
▨ 2014

The value of new construction permitted in December 2014 was 14% above December 2013.

The value of new construction permitted in Calendar year 2014 construction was 13% above Calendar Year 2013.

The value of new construction permitted in 2014 was 1% below Fiscal Year 2013.

# December Comparison Permits Issued

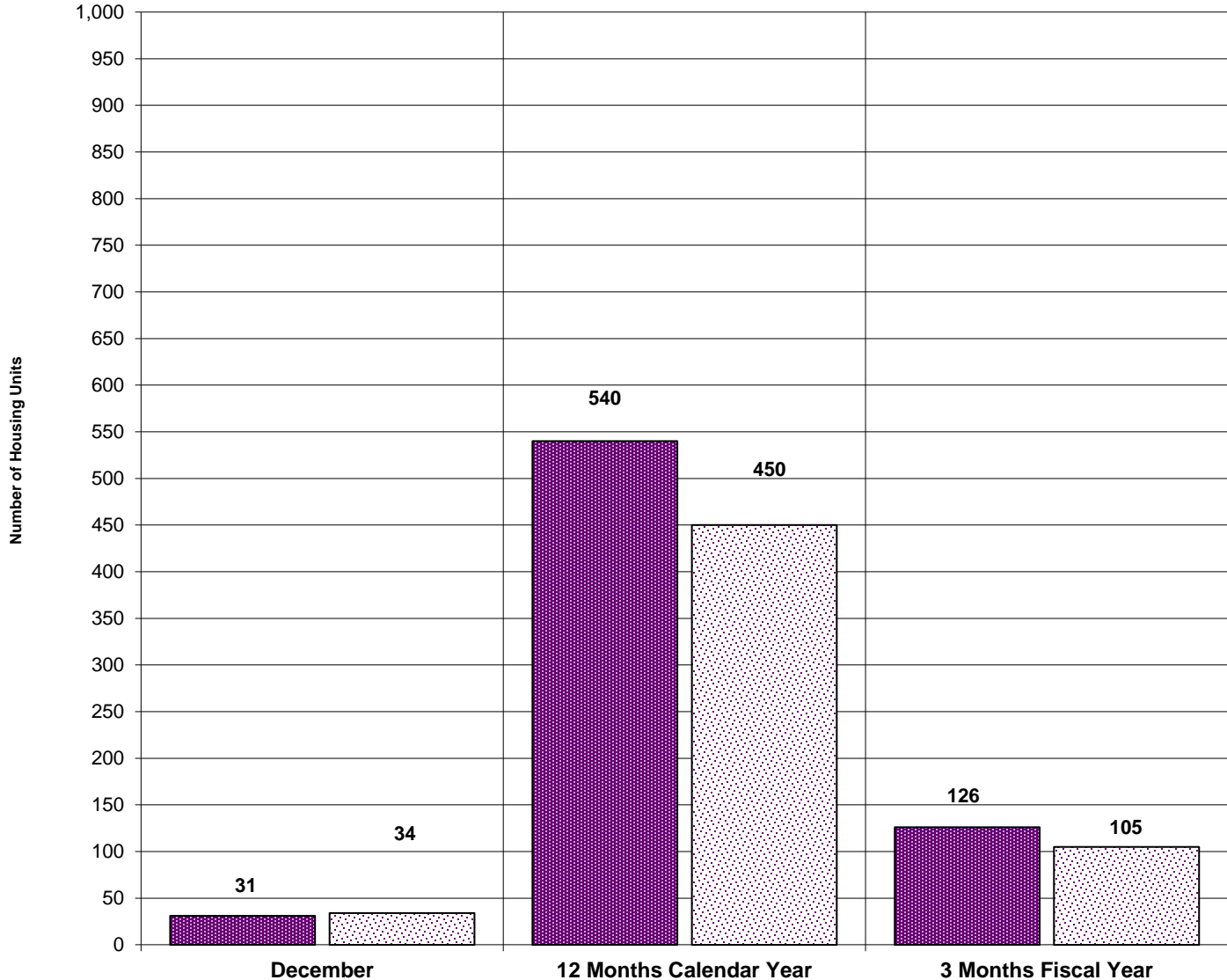


Number of permits issued in December 2014 was 8% above December 2013.

Number of permits issued in Calendar year 2014 was 4% above Calendar Year 2013.

Number of permits issued in Fiscal Year 2014 was 1% below Fiscal Year 2013.

# December Single Family Housing Permits Issued



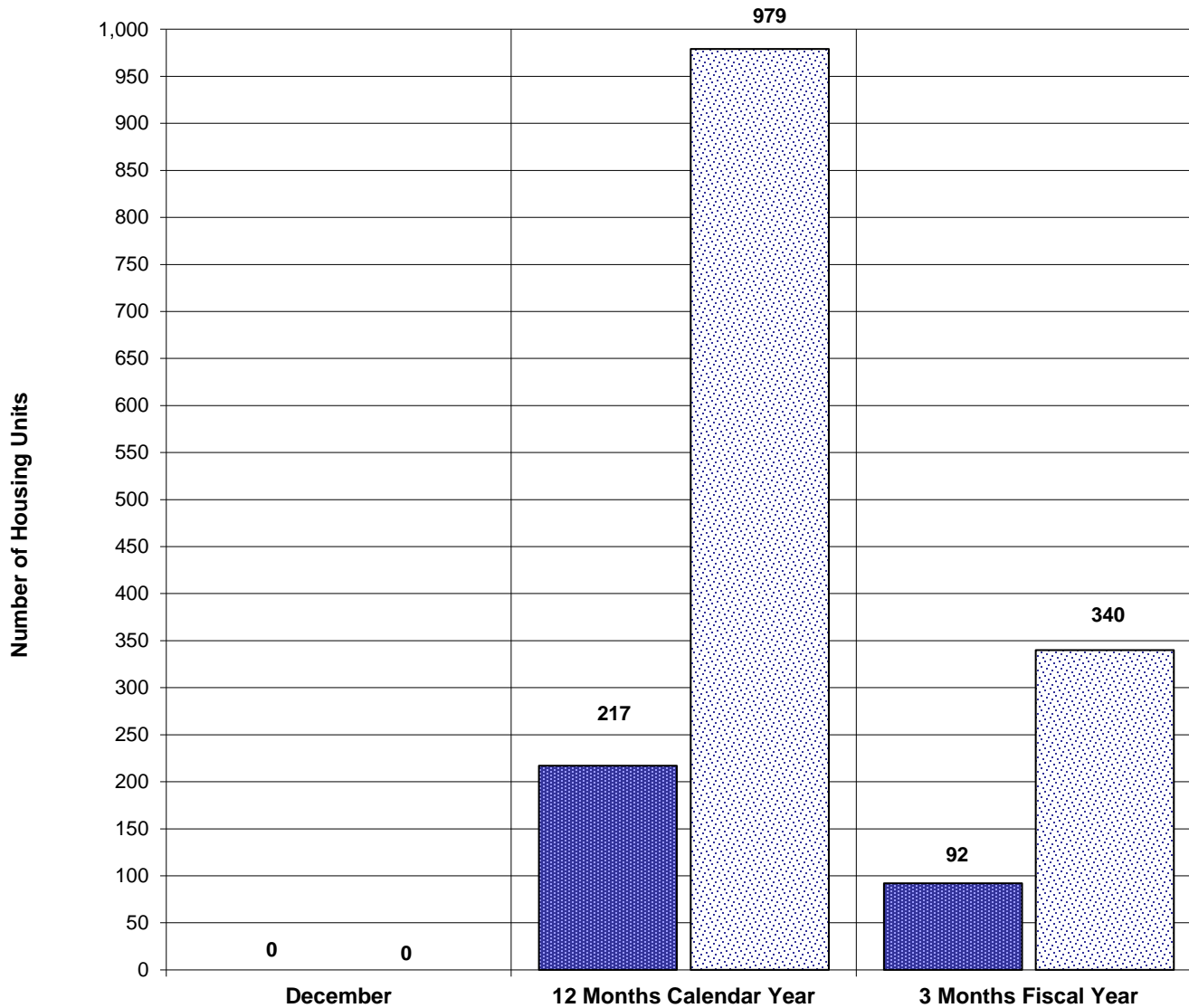
■ 2013    ▨ 2014

Single Family permits issued in December 2014 were 10% above December 2013.

Single family housing permits issued in Calendar year 2014 were 17% below Calendar Year 2013.

Single family housing permits issued in Fiscal Year 2014 were 17% below Fiscal Year 2013.

# December Multiple Family Housing

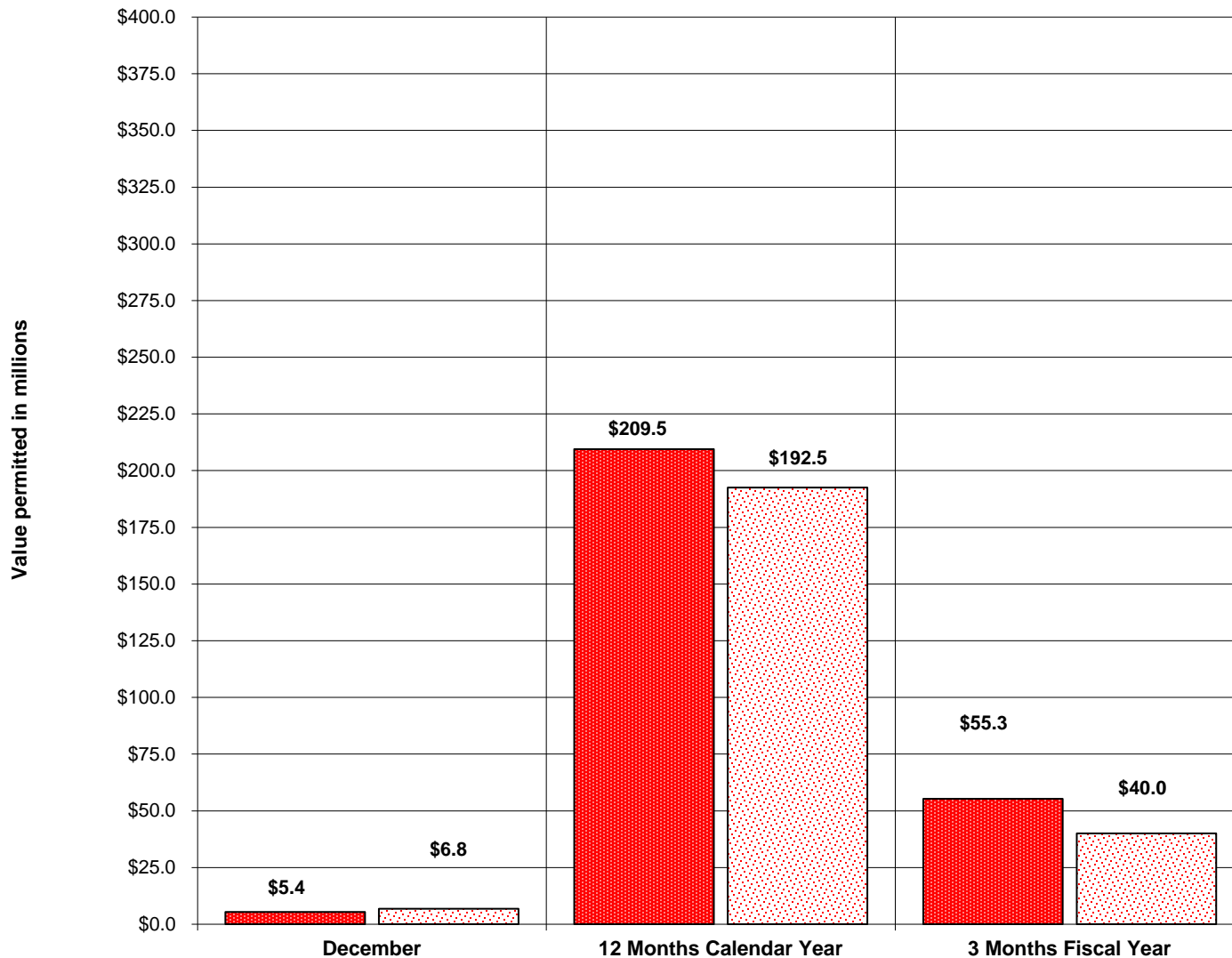


No Multifamily permits were issued in December 2014 or December 2013.

Multifamily permits issued in Calendar year 2014 were 351% above Calendar Year 2013.

Multifamily permits issued in Fiscal Year 2014 were 270% above Fiscal Year 2013.

# December Commercial Construction Value



■ 2013    ▨ 2014

The value of commercial construction in December 2014 was 26% above December 2013.

The value of commercial construction for Calendar year 2014 was 8% below Calendar Year 2013.

The value of commercial construction for Fiscal Year 2014 was 28% below Fiscal Year 2013.