

Boise City Building Construction Report

November Report

This report does not include Planning and Zoning permits.

Permits	2007	2008
Dwellings (# Structures)	45	18
<i>(Number of Living Units)</i>		
Single Family	21	17
Duplex	2	2
Triplex	0	0
Fourplex	92	0
Sixplex	0	0
Multiple	0	0
Living Units Total	115	19
Dwellings Other		
Private Garages or Carports	5	3
Res. Additions, Alt & Rep	70	52
	75	55
Commercial Construction		
Comm. Additions, Alt & Rep	70	36
New Commercial Buildings	5	7
Religious	0	1
Governmental	0	0
Educational	2	0
	77	44
Trade/Other Permits		
Signs	19	20
Electrical	271	189
Plumbing	258	160
Heating & Cooling	380	294
Fire	73	47
Erosion Control	102	60
	1,103	770
Razed Structures		
<i>Dwellings</i>	6	0
<i>Other</i>	3	1
	9	1
Total Permit Count (not units)	1,309	888

Valuations	2007	2008
Dwellings		
<i>(Value of Living Units)</i>		
Single Family	\$2,755,336.00	\$4,822,863.00
Duplex	\$160,000.00	\$200,000.00
Triplex	\$0.00	\$0.00
Fourplex	\$8,952,000.00	\$0.00
Sixplex	\$0.00	\$0.00
Multiple	\$0.00	\$0.00
	\$11,867,336.00	\$5,022,863.00
Dwellings Other		
Private Garages or Carports	\$132,280.00	\$41,960.00
Res. Additions, Alt & Rep	\$5,063,144.00	\$1,333,336.00
Total	\$5,195,424.00	\$1,375,296.00
Commercial Construction		
Comm. Additions, Alt & Rep	\$16,500,425.00	\$22,175,914.00
New Commercial Buildings	\$3,892,015.00	\$5,336,239.00
Religious	\$0.00	\$33,000.00
Governmental	\$0.00	\$0.00
Educational	\$17,000,000.00	\$0.00
Total	\$37,392,440.00	\$27,545,153.00
Trade/Other Permits		
Signs	\$111,901.00	\$120,323.00
Electrical	\$3,094,590.00	\$1,935,008.00
Plumbing	\$1,229,760.00	\$548,677.00
Heating & Cooling	\$3,080,904.00	\$1,570,934.00
Fire	\$362,344.00	\$245,080.00
Erosion Control**	\$0.00	\$0.00
Total	\$7,879,499.00	\$4,420,022.00
Razed Structures		
<i>Dwellings</i>	\$39,210.00	\$0.00
<i>Other</i>	\$91,700.00	\$14,000.00
Total	\$130,910.00	\$14,000.00
Total Building Valuation	\$54,698,011.00	\$34,077,635.00

See
Footnote
below.

Footnote: These valuations may be included as part of the "Dwellings, Dwellings Other, and Commercial Construction sections of this report.

** Erosion control permits are not based on value.

Total Building Valuation excludes Trades

Five Year Comparison

November Report

Page 3

Five Year Comparison

Includes Building, Electrical, Erosion, Fire, Mechanical, and Plumbing Permits

Total Number Permits Issued

11 Months 2008	13,193
11 Months 2007	17,048
11 Months 2006	17,646
11 Months 2005	17,717
11 Months 2004	15,122

Total Value of Permits Issued

11 Months 2008	\$394,585,476.00
11 Months 2007	\$618,462,294.00
11 Months 2006	\$581,342,008.00
11 Months 2005	\$534,819,487.00
11 Months 2004	\$377,919,500.00

Total Receipts for Permits Issued

11 Months 2008	\$5,479,813.00
11 Months 2007	\$7,547,247.79
11 Months 2006	\$7,434,415.23
11 Months 2005	\$6,472,559.04
11 Months 2004	\$4,808,464.21

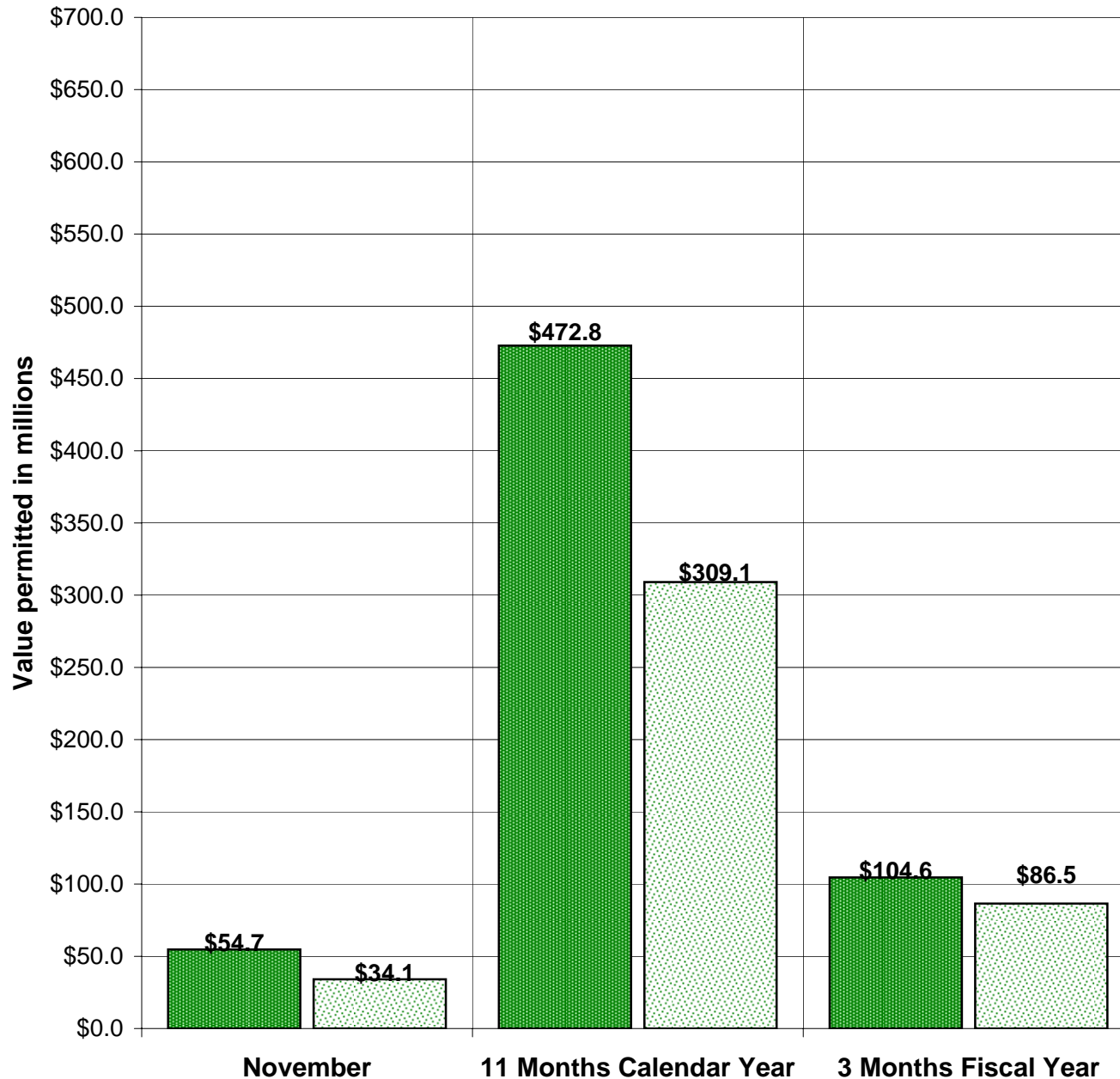
Receipts

November Report

Page 2

Receipts	2007	2008
Building Permits	\$326,956.65	\$199,413.08
Electrical Permits	\$26,929.88	\$30,252.06
Plumbing Permits	\$32,777.20	\$24,855.88
Sign Permits	\$1,786.60	\$2,111.04
Heating & Cooling Permits	\$49,111.71	\$46,792.89
Manufactured Home Permits	\$75.00	\$150.00
Plan Check Fees: Structural	\$155,037.20	\$89,360.92
Plan Check Fees: Fire Sprinkler System, Alarm System, Cooking Hood	\$48,631.41	\$27,698.74
Energy Inspection Fees	\$4,051.32	\$744.12
Erosion Control Program	\$9,432.50	\$7,828.75
Miscellaneous	\$3,366.80	\$32.75
Total	\$658,156.27	\$429,240.23

November Construction Report

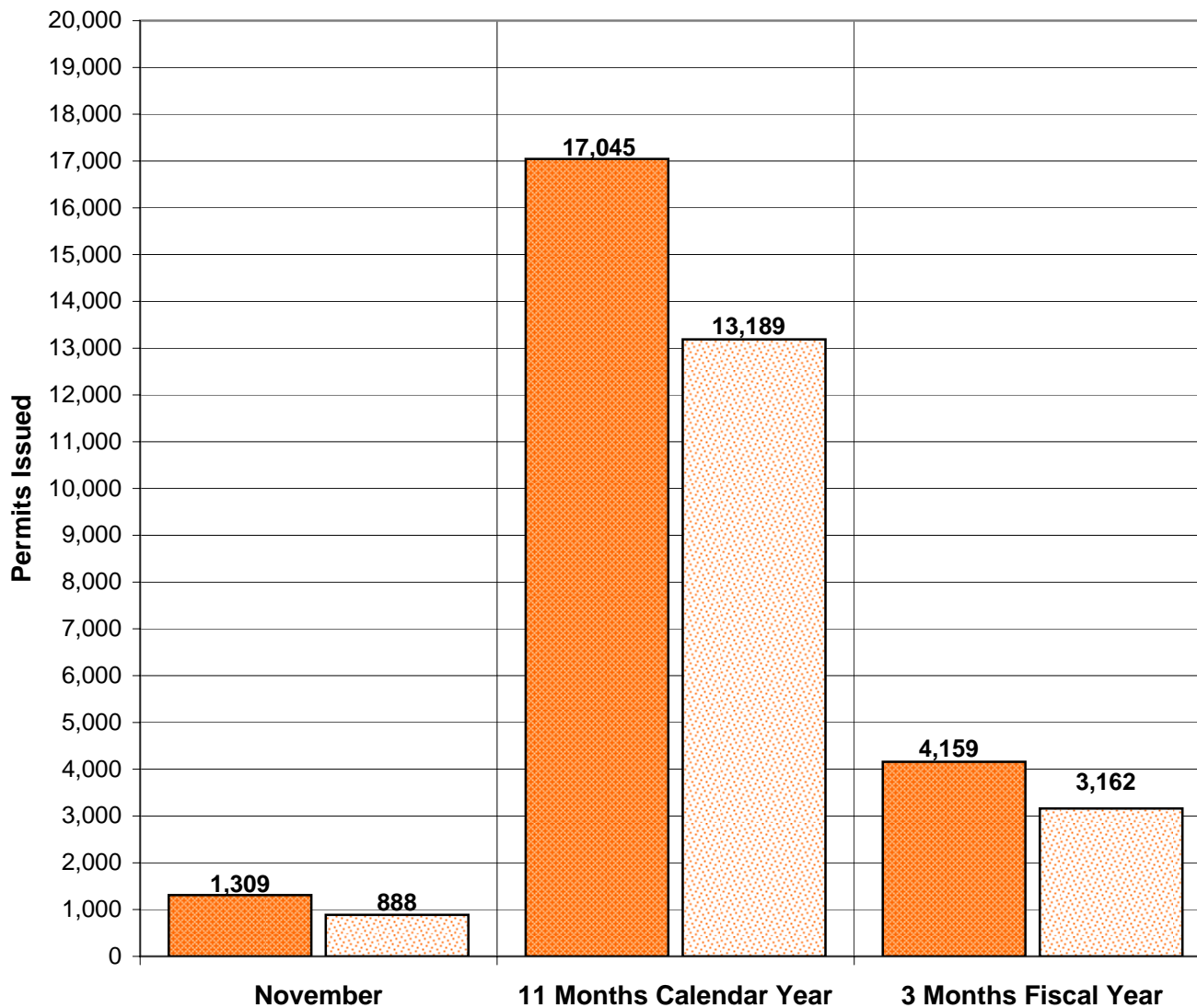


November 2008 construction was 38% below November 2007.

Calendar year 2008 construction was 35% below Calendar Year 2007.

Fiscal Year 2008 construction was 17% below Fiscal Year 2007.

November Comparison Permits Issued



2007

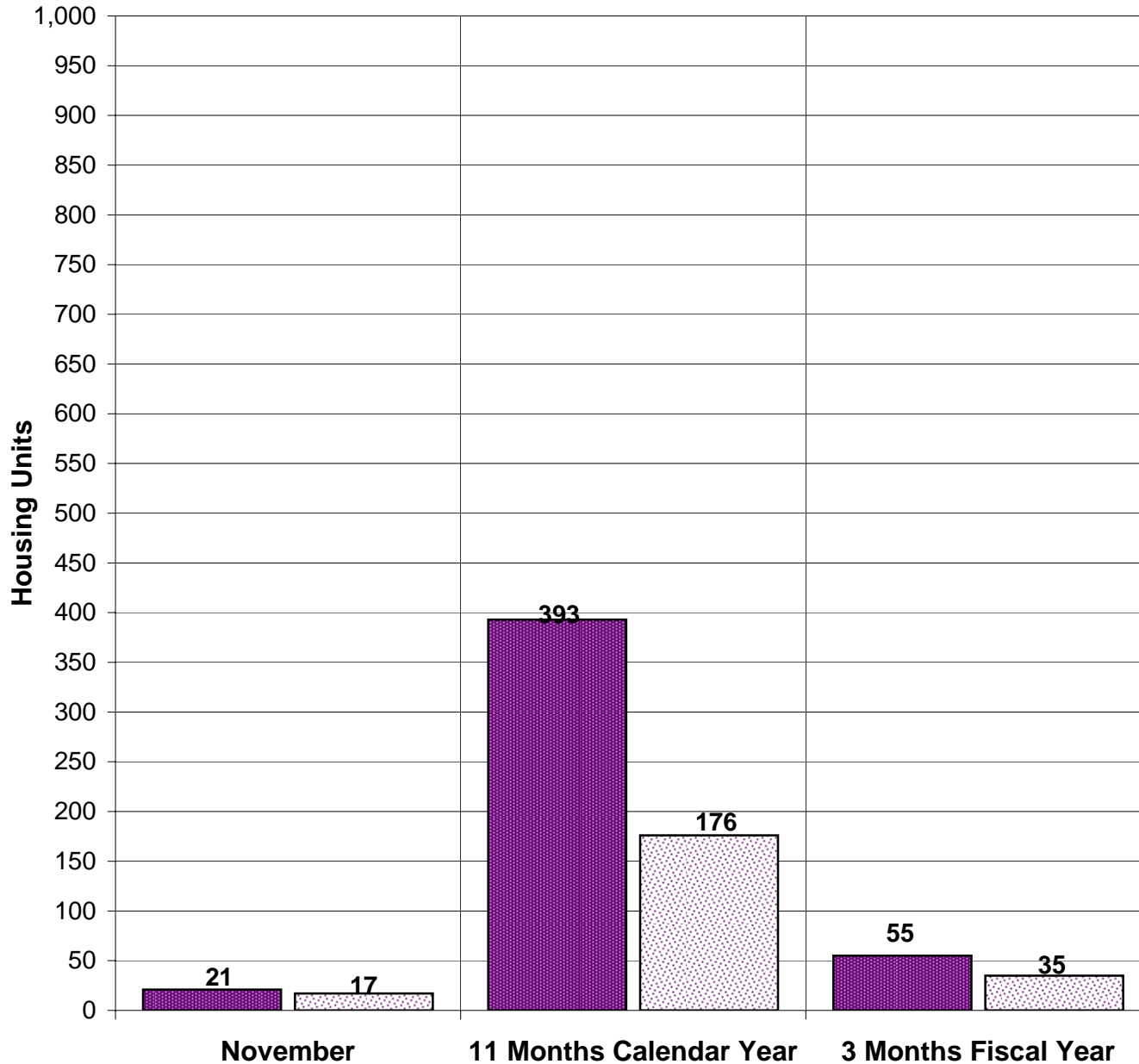
2008

November 2008 construction was 32% below November 2007.

Calendar year 2008 construction was 23% below Calendar Year 2007.

Fiscal Year 2008 construction was 24% below Fiscal Year 2007.

November Single Family Housing

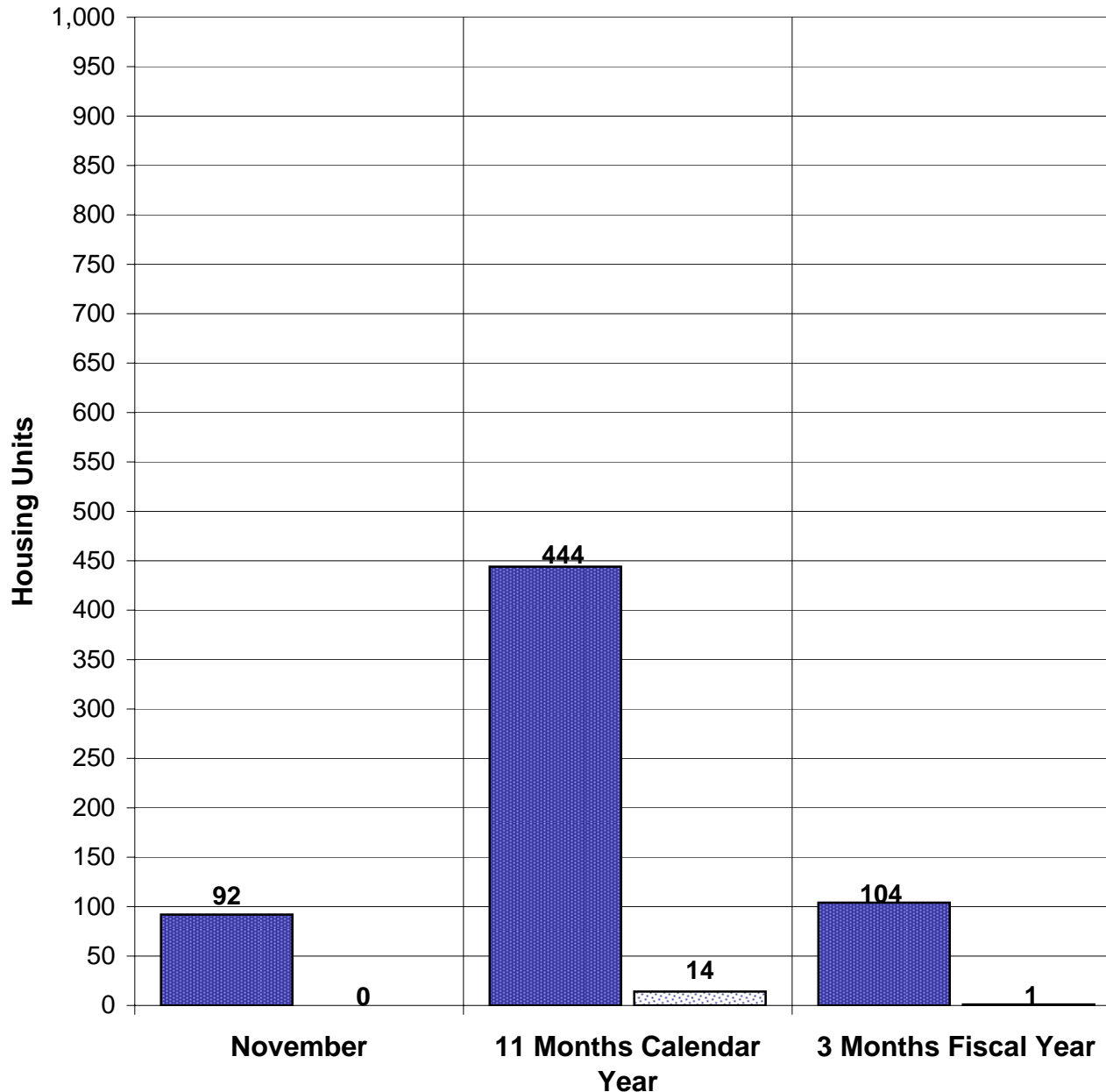


November 2008 construction was 19% below November 2007.

Calendar year 2008 construction was 55% below Calendar Year 2007.

Fiscal Year 2008 construction was 36% below Fiscal Year 2007.

November Multiple Family Housing



■ 2007


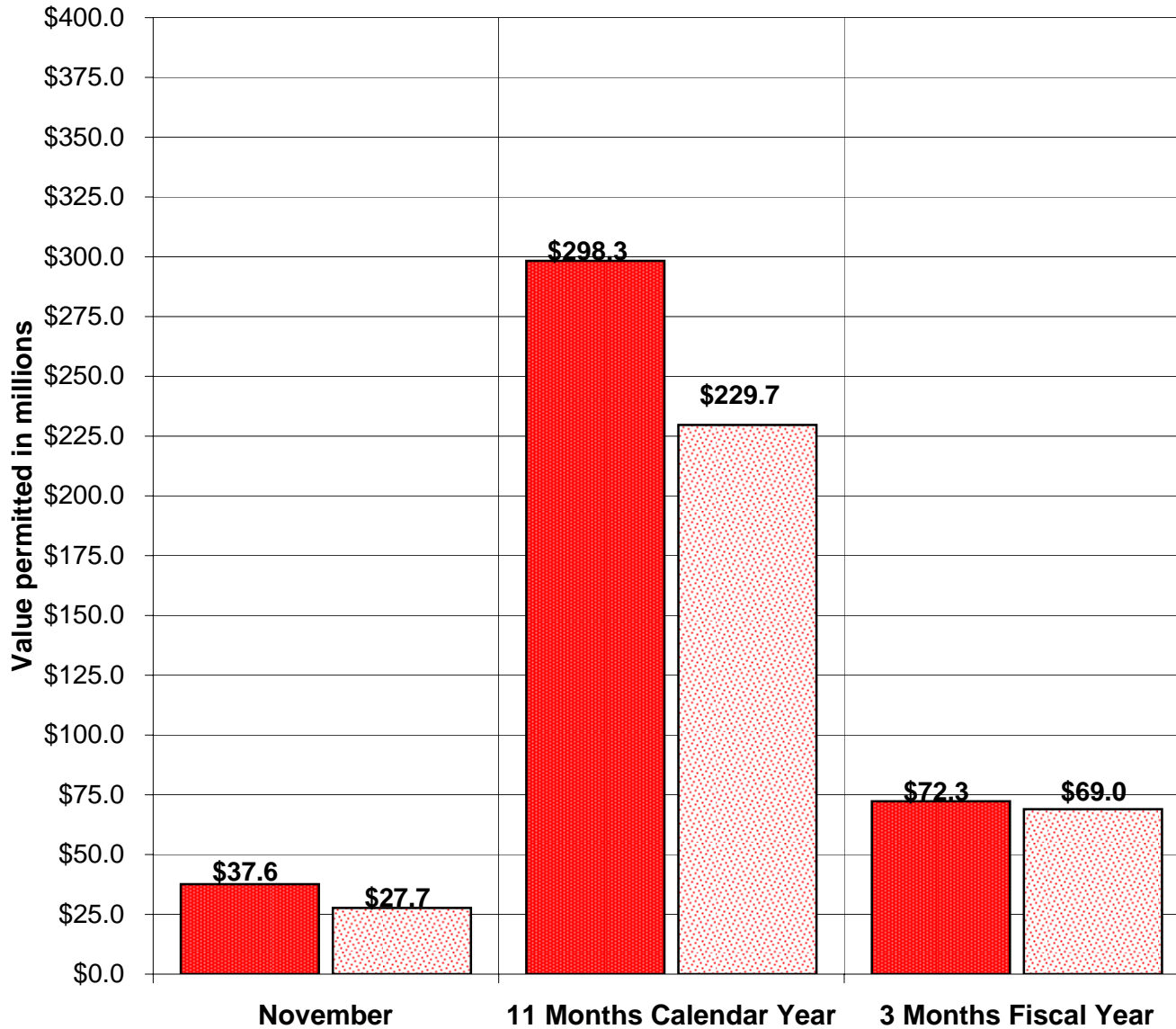
■ 2008

November 2008 construction was 100% below November 2007.

Calendar year 2008 construction was 97% below Calendar Year 2007.

Fiscal Year 2008 construction was 99% below Fiscal Year 2007.

November Commercial Construction



November 2008 construction was 26% below November 2007.

Calendar year 2008 construction was 23% below Calendar Year 2007.

Fiscal Year 2008 construction was 05% below Fiscal Year 2007.