

# Boise City Building Construction Report

## August Report

This report does not include Planning and Zoning permits.

Permits	2007	2008
<b>Dwellings (# Structures)</b>	<b>52</b>	<b>16</b>
<i>(Number of Living Units)</i>		
Single Family	41	16
Duplex	4	0
Triplex	0	0
Fourplex	36	0
Sixplex	0	0
Multiple	0	0
<b>Living Units Total</b>	<b>81</b>	<b>16</b>
<b>Dwellings Other</b>		
Private Garages or Carports	6	8
Res. Additions, Alt & Rep	115	106
	<b>121</b>	<b>114</b>
<b>Commercial Construction</b>		
Comm. Additions, Alt & Rep	76	51
New Commercial Buildings	3	4
Religious	0	0
Governmental	0	0
Educational	1	0
Other Commercial	0	13
	<b>80</b>	<b>68</b>
<b>Trade/Other Permits</b>		
Signs	19	9
Electrical	397	283
Plumbing	360	252
Heating & Cooling	360	262
Fire	90	70
Erosion Control	143	94
	<b>1,369</b>	<b>970</b>
<b>Razed Structures</b>		
<i>Dwellings</i>	14	8
<i>Other</i>	1	3
	<b>15</b>	<b>11</b>
<b>Permits Total</b>	<b>1,637</b>	<b>1,179</b>

Valuations	2007	2008
<b>Dwellings</b>		
<i>(Value of Living Units)</i>		
Single Family	\$6,959,006.00	\$3,508,677.00
Duplex	\$297,316.00	\$0.00
Triplex	\$0.00	\$0.00
Fourplex	\$2,721,320.00	\$0.00
Sixplex	\$0.00	\$0.00
Multiple	\$0.00	\$0.00
	<b>\$9,977,642.00</b>	<b>\$3,508,677.00</b>
<b>Dwellings Other</b>		
Private Garages or Carports	\$77,400.00	\$196,362.00
Res. Additions, Alt & Rep	\$4,807,018.00	\$4,121,172.00
<b>Total</b>	<b>\$4,884,418.00</b>	<b>\$4,317,534.00</b>
<b>Commercial Construction</b>		
Comm. Additions, Alt & Rep	\$8,653,220.00	\$8,715,160.00
New Commercial Buildings	\$4,233,229.00	\$871,000.00
Religious	\$0.00	\$0.00
Governmental	\$0.00	\$0.00
Educational	\$3,200.00	\$0.00
Other Commercial	\$0.00	\$470,700.00
<b>Total</b>	<b>\$12,889,649.00</b>	<b>\$10,056,860.00</b>
<b>Trade/Other Permits</b>		
Signs	\$75,280.00	\$53,080.00
Electrical	\$6,999,060.00	\$2,950,233.00
Plumbing	\$1,505,615.00	\$930,265.00
Heating & Cooling	\$4,313,522.00	\$2,536,509.00
Fire	\$671,945.00	\$477,709.00
Erosion Control	\$0.00	\$0.00
<b>Total</b>	<b>\$13,565,422.00</b>	<b>\$6,947,796.00</b>
<b>Razed Structures</b>		
<i>Dwellings</i>	\$70,550.00	\$38,400.00
<i>Other</i>	\$15,000.00	\$38,500.00
<b>Total</b>	<b>\$85,550.00</b>	<b>\$76,900.00</b>
<b>Total Building Valuation</b>		<b>\$18,013,051.00</b>

See Footnote below.

Footnote: These valuations may be included as part of the "Dwellings;Dwellings Other and Commercial Construction sections of this report.

# Receipts

## August Report

Page 2

<b>Receipts</b>	<b>2007</b>	<b>2008</b>
Building Permits	\$254,666.24	\$136,099.00
Electrical Permits	\$46,797.54	\$35,323.88
Plumbing Permits	\$58,303.55	\$39,455.50
Sign Permits	\$2,514.26	\$1,389.37
Heating & Cooling Permits	\$99,534.28	\$136,957.71
Manufactured Home Permits	\$0.00	\$0.00
Plan Check Fees: Structural	\$132,595.38	\$57,491.82
Plan Check Fees: Fire Sprinkler System, Alarm System, Cooking Hood	\$15,310.42	\$11,466.39
Energy Inspection Fees	\$2,948.92	\$1,433.12
Erosion Control Program	\$18,510.00	\$14,557.50
Miscellaneous	\$2,773.22	\$139.13
<b>Total</b>	<b>\$633,953.81</b>	<b>\$434,313.42</b>

# Five Year Comparison

## August Report

Page 3

### Five Year Comparison

*Includes Building, Electrical, Erosion, Fire, Mechanical, and Plumbing Permits*

#### Total Number Permits Issued

8 Months 2008	10,042
8 Months 2007	12,879
8 Months 2006	13,002
8 Months 2005	12,910
8 Months 2004	10,672

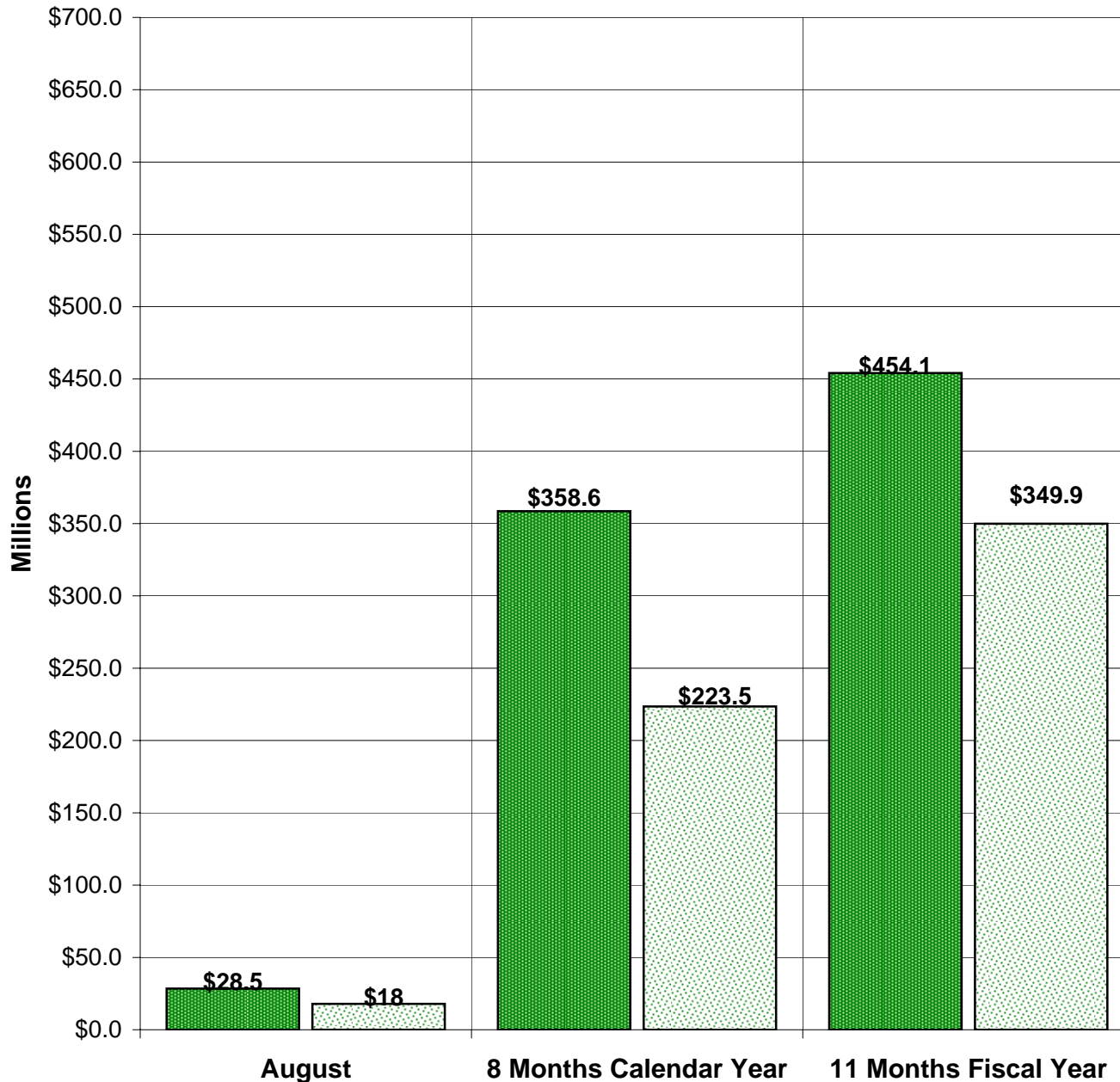
#### Total Value of Permits Issued

8 Months 2008	\$288,925,476.00
8 Months 2007	\$474,471,189.00
8 Months 2006	\$429,394,753.00
8 Months 2005	\$330,991,713.00
8 Months 2004	\$261,093,277.00

#### Total Receipts for Permits Issued

8 Months 2008	\$4,287,049.85
8 Months 2007	\$5,951,312.05
8 Months 2006	\$5,578,590.36
8 Months 2005	\$4,429,876.59
8 Months 2004	\$3,398,069.93

# August Construction Report

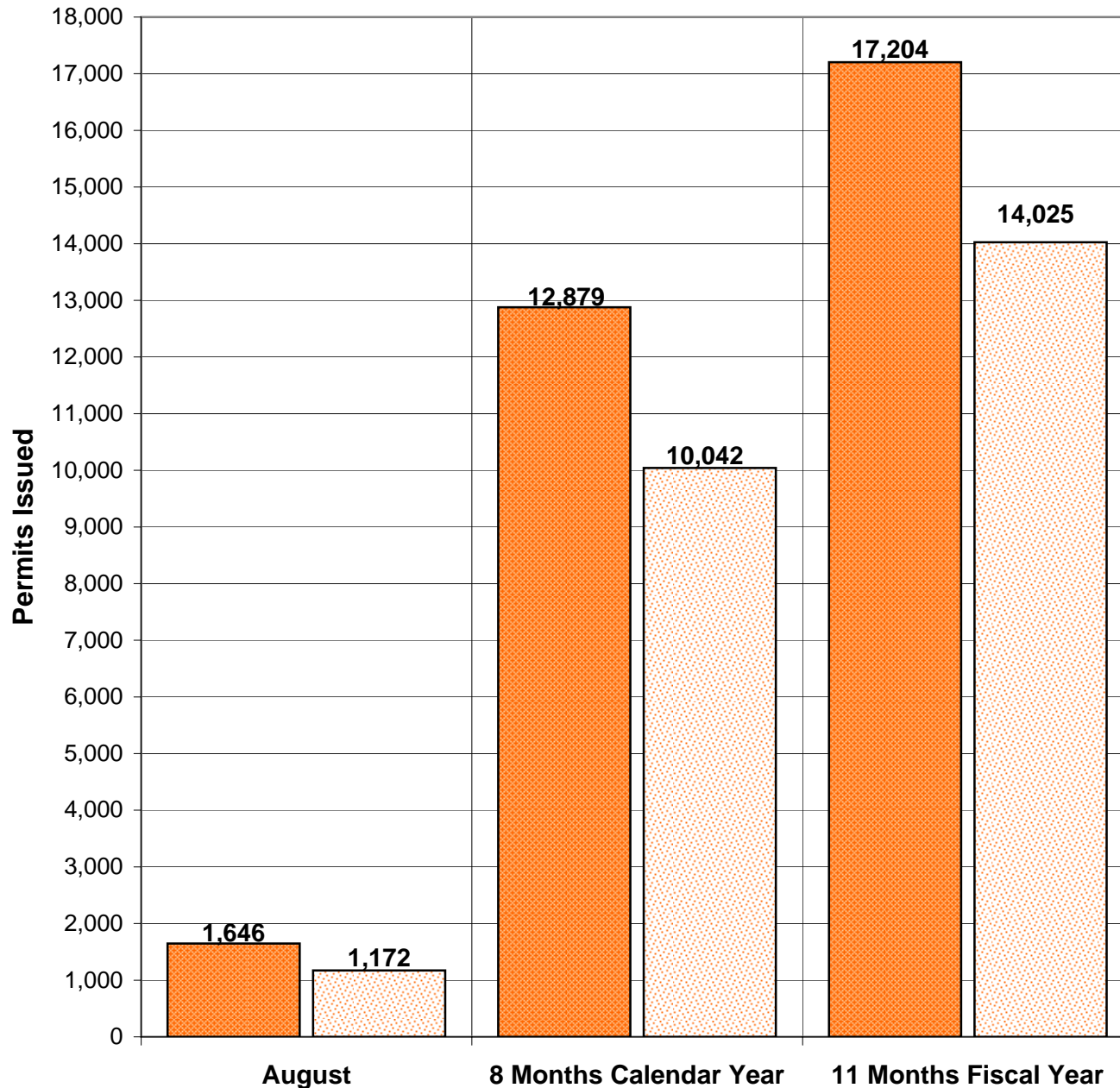


August 2008 construction was 37% below August 2007.

Calendar year 2008 construction was 38% below Calendar Year 2007.

Fiscal Year 2008 construction was 23% below Fiscal Year 2007.

# August Comparison Permits Issued



2007

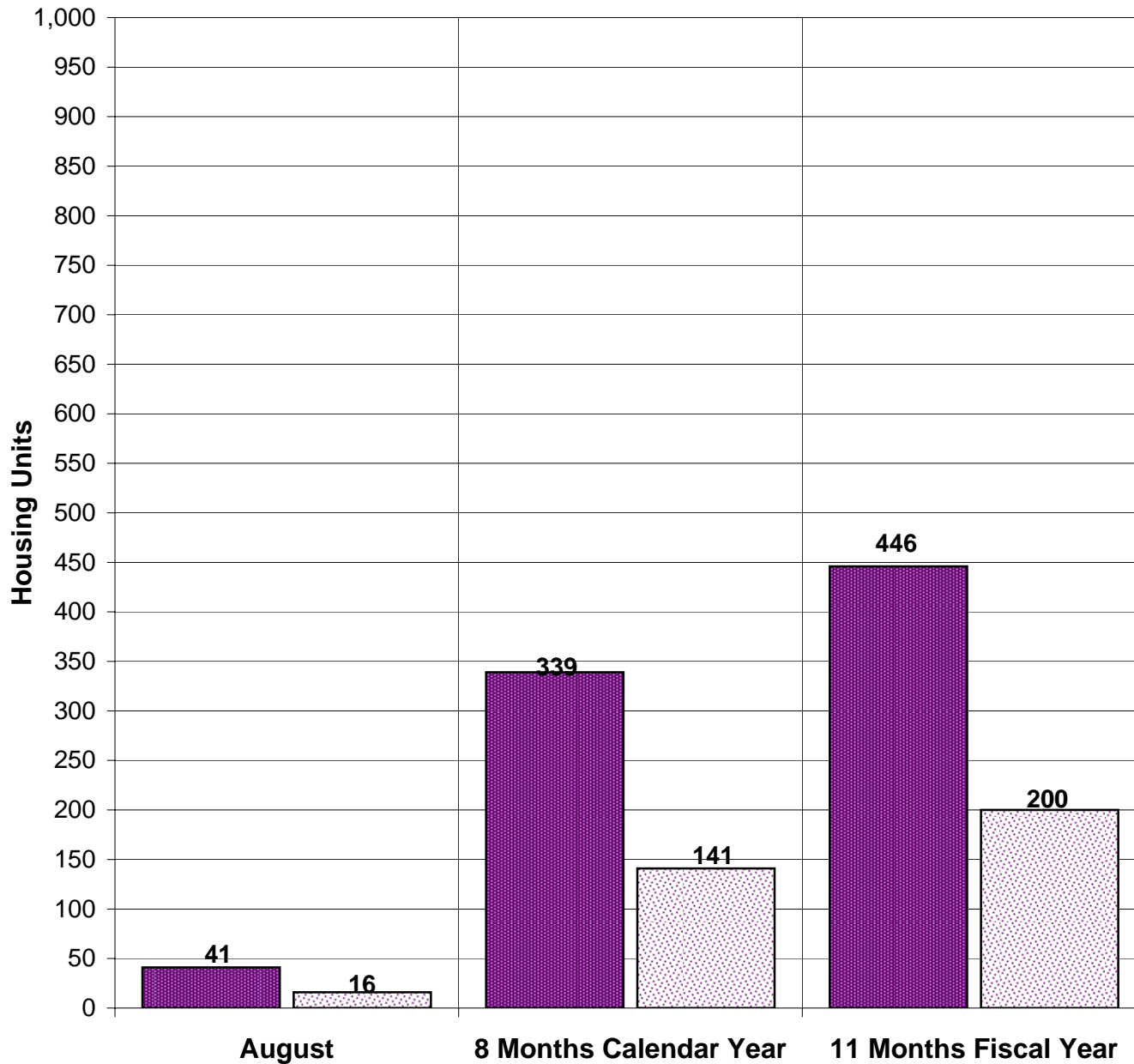
2008

August 2008 construction was 29% below August 2007.

Calendar year 2008 construction was 22% below Calendar Year 2007.

Fiscal Year 2008 construction was 18% below Fiscal Year 2007.

# August Single Family Housing

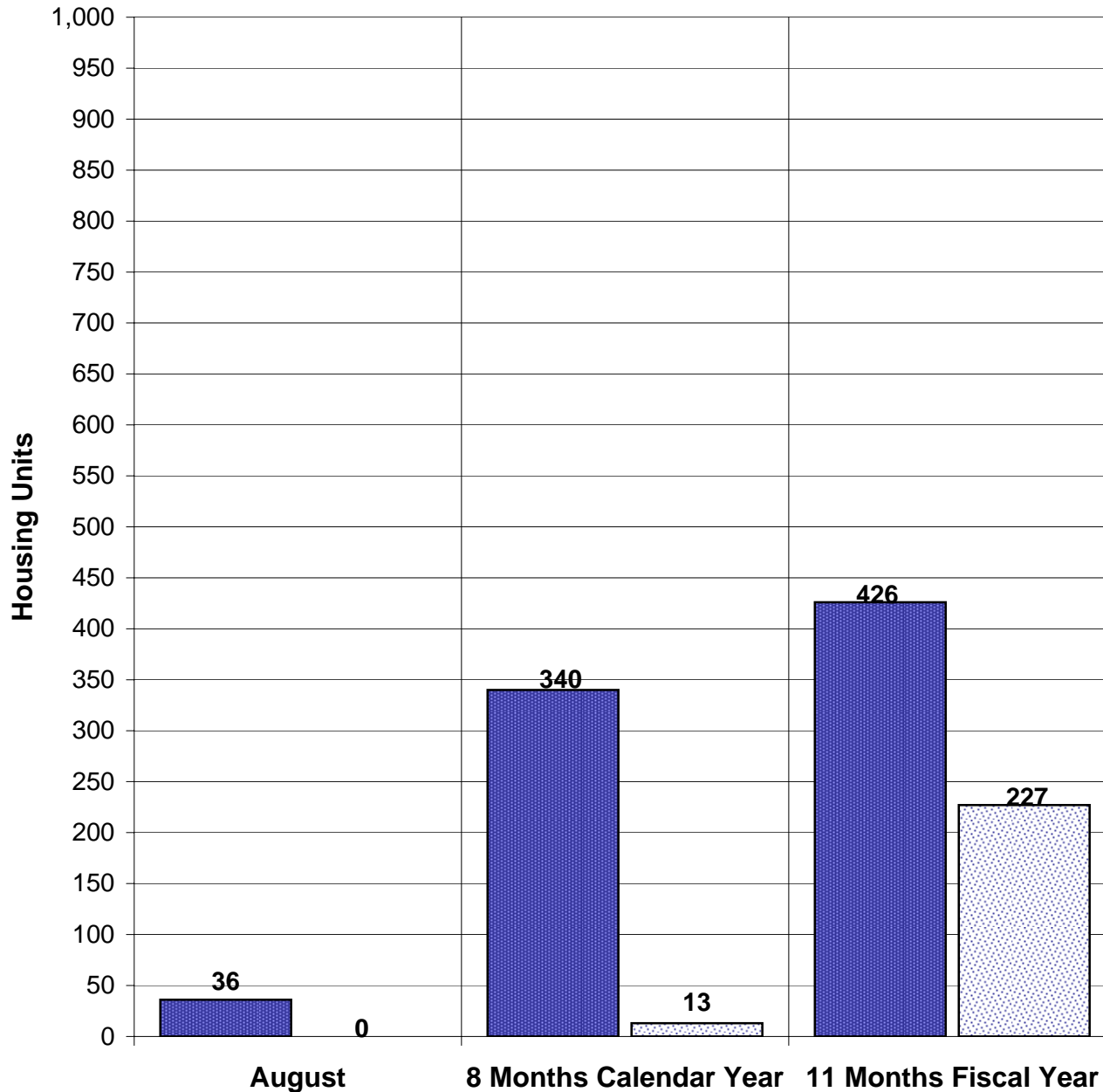


August 2008 construction was 61% below August 2007.

Calendar year 2008 construction was 58% below Calendar Year 2007.

Fiscal Year 2008 construction was 55% below Fiscal Year 2007.

# August Multiple Family Housing



■ 2007

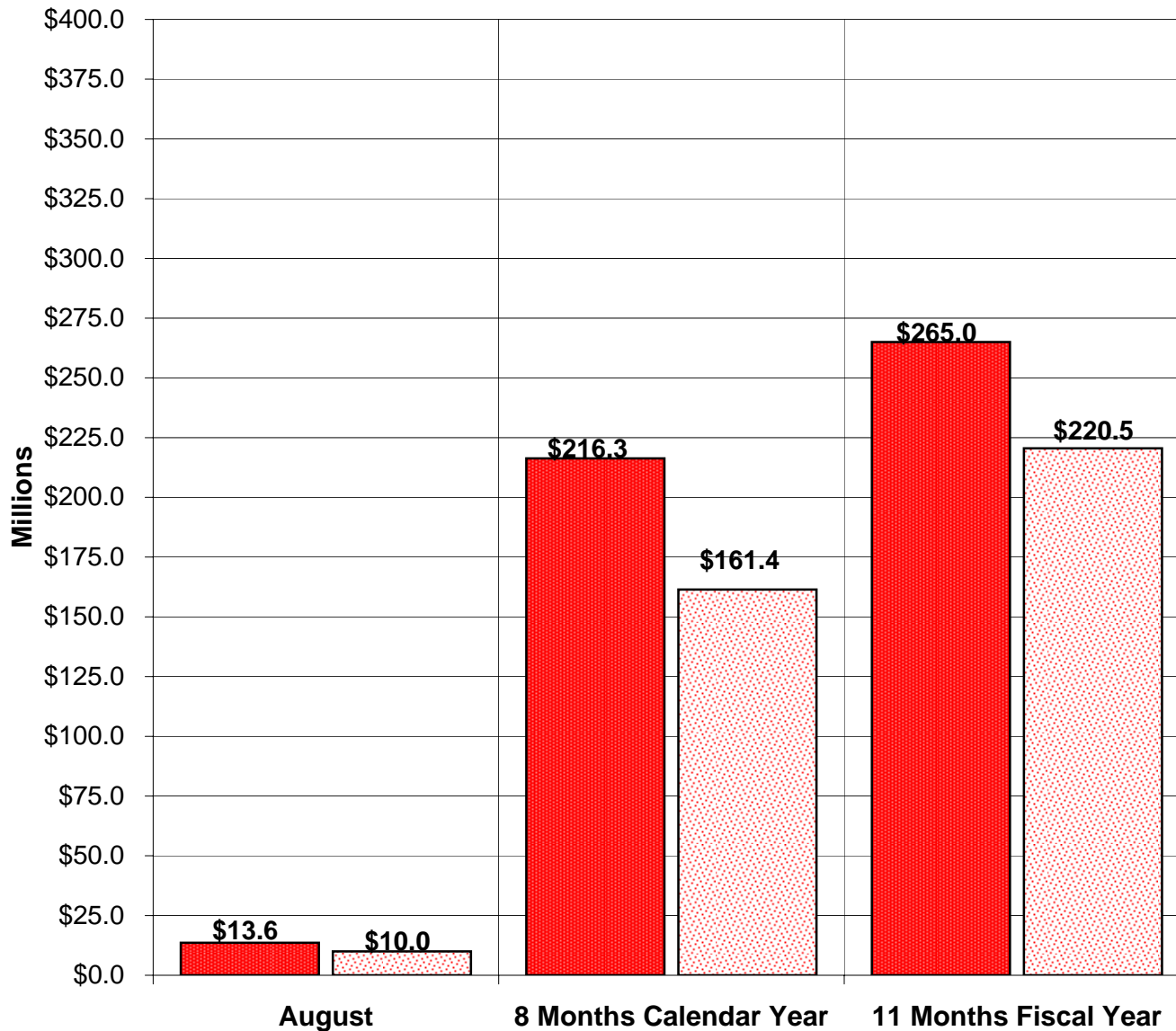
▨ 2008

August 2008 construction was 100% below August 2007.

Calendar year 2008 construction was 96% below Calendar Year 2007.

Fiscal Year 2008 construction was 47% below Fiscal Year 2007.

# August Commercial Construction



August 2008 construction was 26% below August 2007.

Calendar year 2008 construction was 25% below Calendar Year 2007.

Fiscal Year 2008 construction was 17% below Fiscal Year 2007.