

Boise City Building Construction Report

May Report

		Permits		Valuations	
		2007	2008	2007	2008
Dwellings		42	20	9,652,130.00	4,199,633.00
(Number of Living Units)					
Single Family		37	20	8,389,130.00	4,199,633.00
Duplex		2		295,000.00	
Triplex					
Fourplex		16		968,000.00	
Sixplex					
Multiple					
	Living Units Total	55	20		
Private Garages or Carports		15	9	417,689.00	211,925.00
Commercial Buildings		5	7	9,815,486.00	4,636,858.00
				Subtotal	\$9,048,416.00
Commercial Addn,Alt, & Rep.		59	61	9,446,489.00	7,714,565.00
Residential Addn,Alt,& Rep.		133	84	5,864,214.00	2,359,446.00
Signs		28	23	147,546.00	134,915.00
Electrical		423	340	6,263,127.00	3,408,854.00
Plumbing		457	303	3,649,697.00	1,805,850.00
Heating & Cooling		433	324	3,732,872.00	4,586,698.00
Razed Dwellings		9	6	40,730.00	23,200.00
Razed Other		2	3	6,501.00	6,400.00
Religious		2	2	1,472,000.00	1,260,000.00
Governmental		0	3	0.00	944,598.00
Educational		7	5	34,353,083.00	4,500,150.00
	Permits Total	1,615	1,190	Subtotal	\$64,976,259.00
				Valuations Total	\$84,861,564.00
					\$35,793,092.00

Receipts

May Report

Page 2

	2007	2008
Building Permits	369,033.92	219,332.71
Electrical Permits	61,890.42	47,261.20
Plumbing Permits	75,348.07	51,794.42
Sign Permits	2,572.46	2,087.10
Heating & Cooling Permits	154,652.42	110,315.98
Manufactured Home Permits	450.00	225.00
Miscellaneous	206.66	76.95
Plan Check Fees: Structural	174,681.84	118,880.04
Plan Check Fees: Fire Sprinkler System	27,687.05	15,357.35
Energy Inspection Fees	2,673.32	1,185.08
License Fees: Plumbing	1,240.00	0.00
License Fees: Heating	0.00	0.00
License Fees: Manufactured Home Installer	0.00	0.00
ACHD Road Impact Fees	0.00	0.00
Erosion Control Program	19,534.78	15,587.50
Total	\$889,970.94	\$582,103.33

Five Year Comparison

May Report

Page 3

Five Year Comparison

Total Number Permits Issued

5 Months 2008	5,208
5 Months 2007	7,113
5 Months 2006	6,859
5 Months 2005	6,640
5 Months 2004	5,430

Total Value of Permits Issued

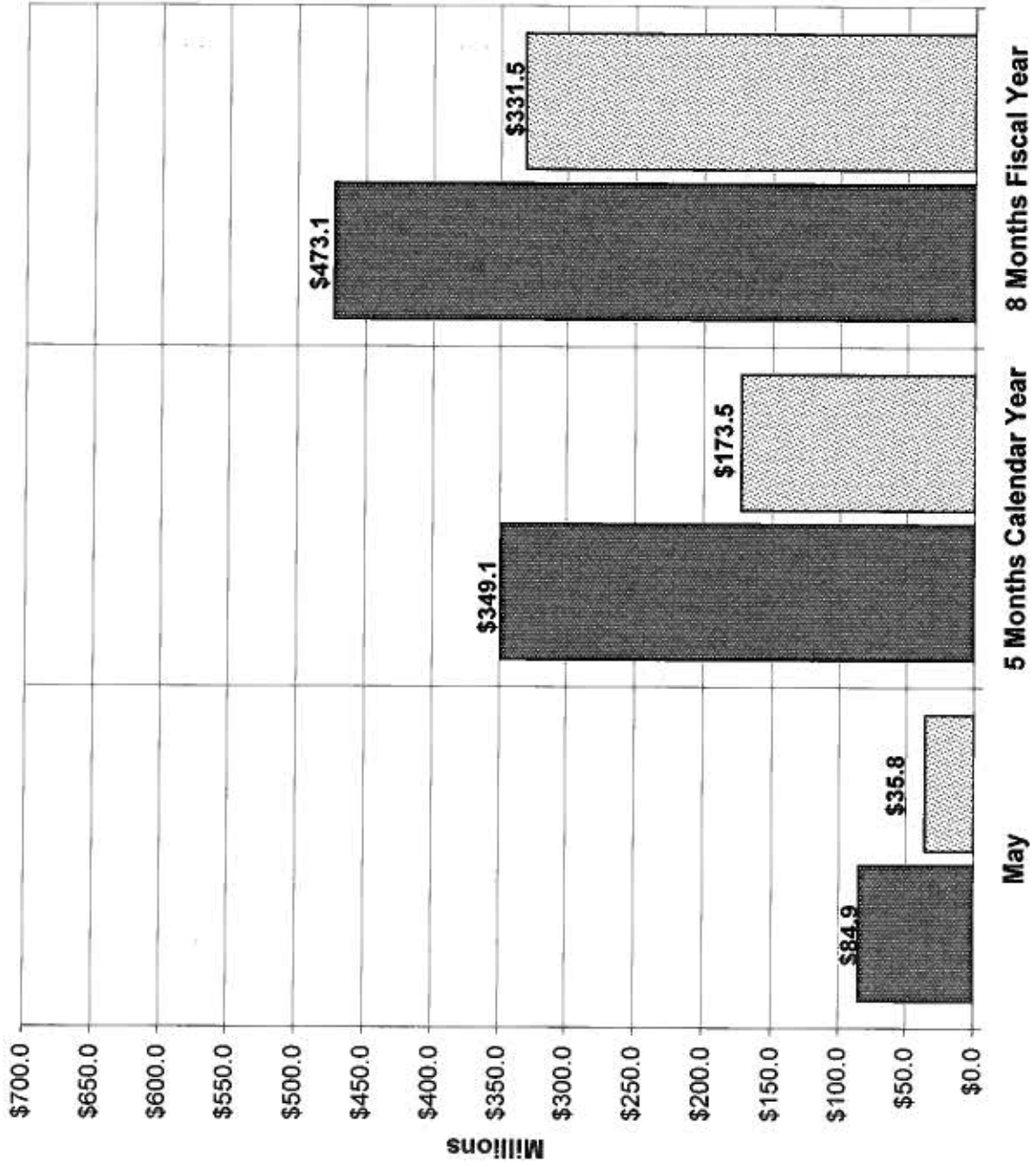
5 Months 2008	\$173,547,104.00
5 Months 2007	\$349,077,056.00
5 Months 2006	\$223,466,843.00
5 Months 2005	\$185,591,067.00
5 Months 2004	\$130,687,706.00

Total Receipts for Permits Issued

5 Months 2008	\$2,472,515.71
5 Months 2007	\$3,911,619.51
5 Months 2006	\$3,255,275.39
5 Months 2005	\$2,663,400.33
5 Months 2004	\$2,009,032.21

Bruce Chatterton, Director
Planning & Development Services

May Construction Report



■ 2007

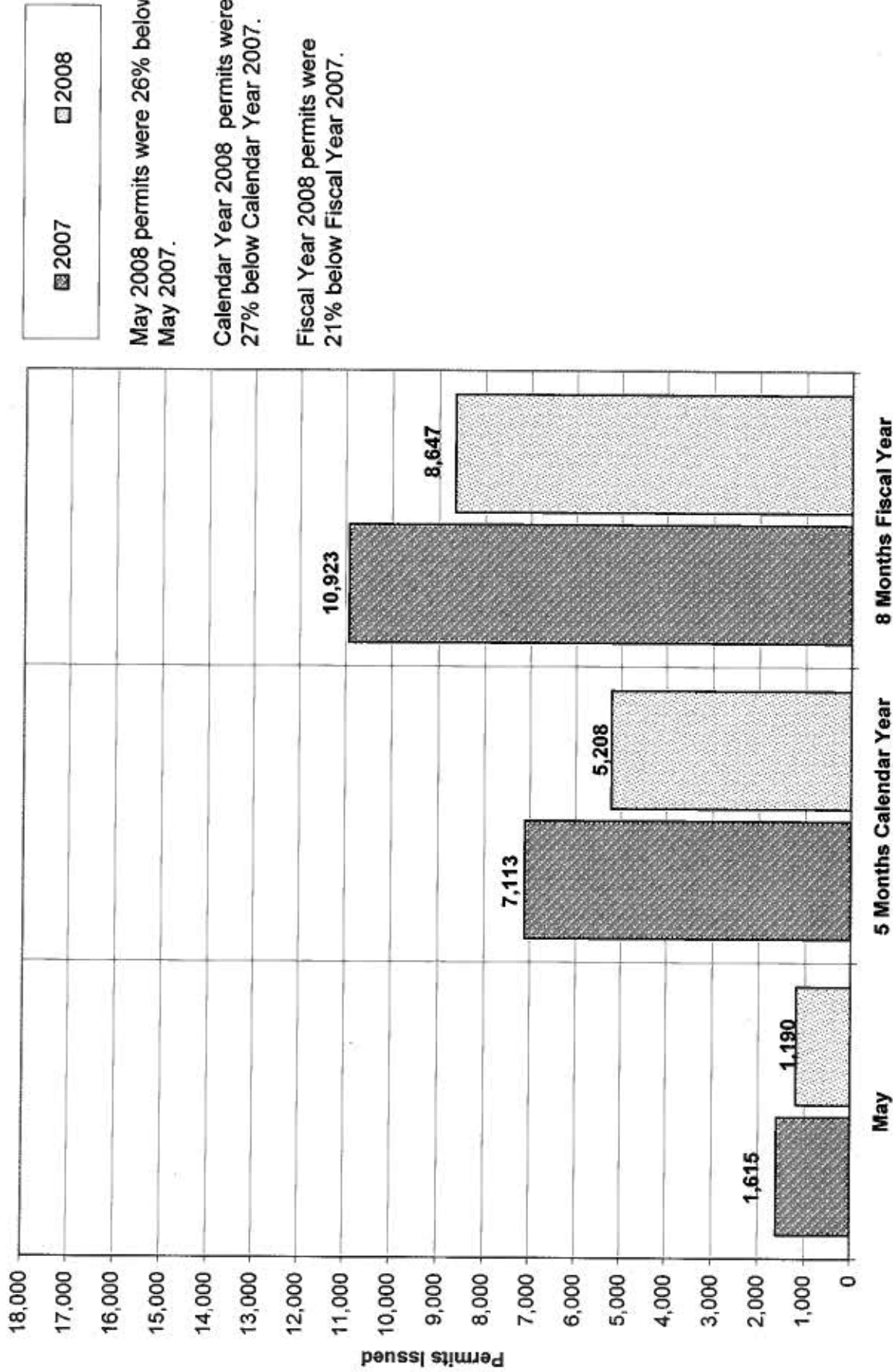
▨ 2008

May 2008 construction was 58% below May 2007

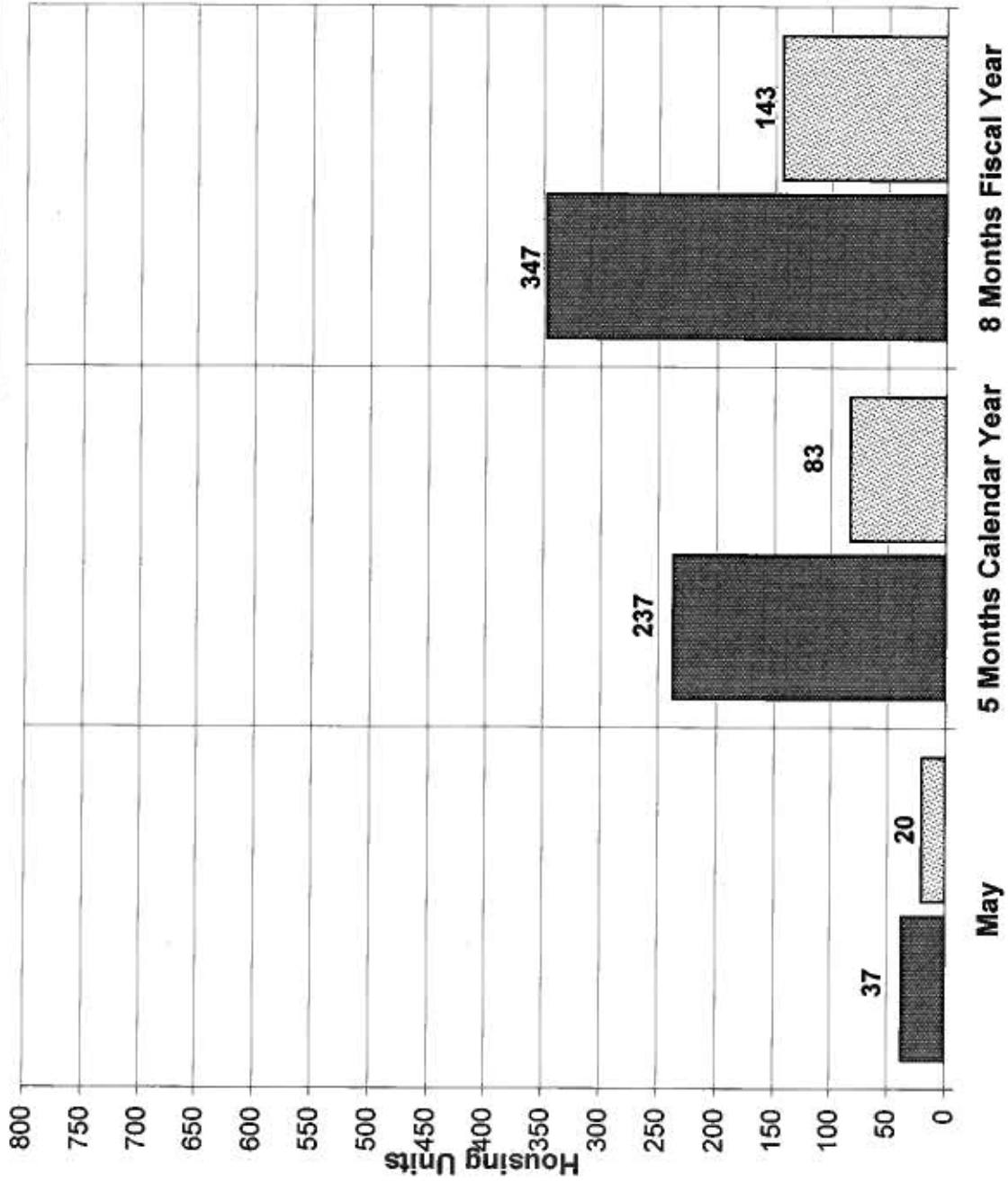
Calendar Year 2008 construction was 50% below Calendar Year 2007.

Fiscal Year 2008 construction was 30% below Fiscal Year 2007.

May Comparison Permits Issued



May Single Family Housing



■ 2007

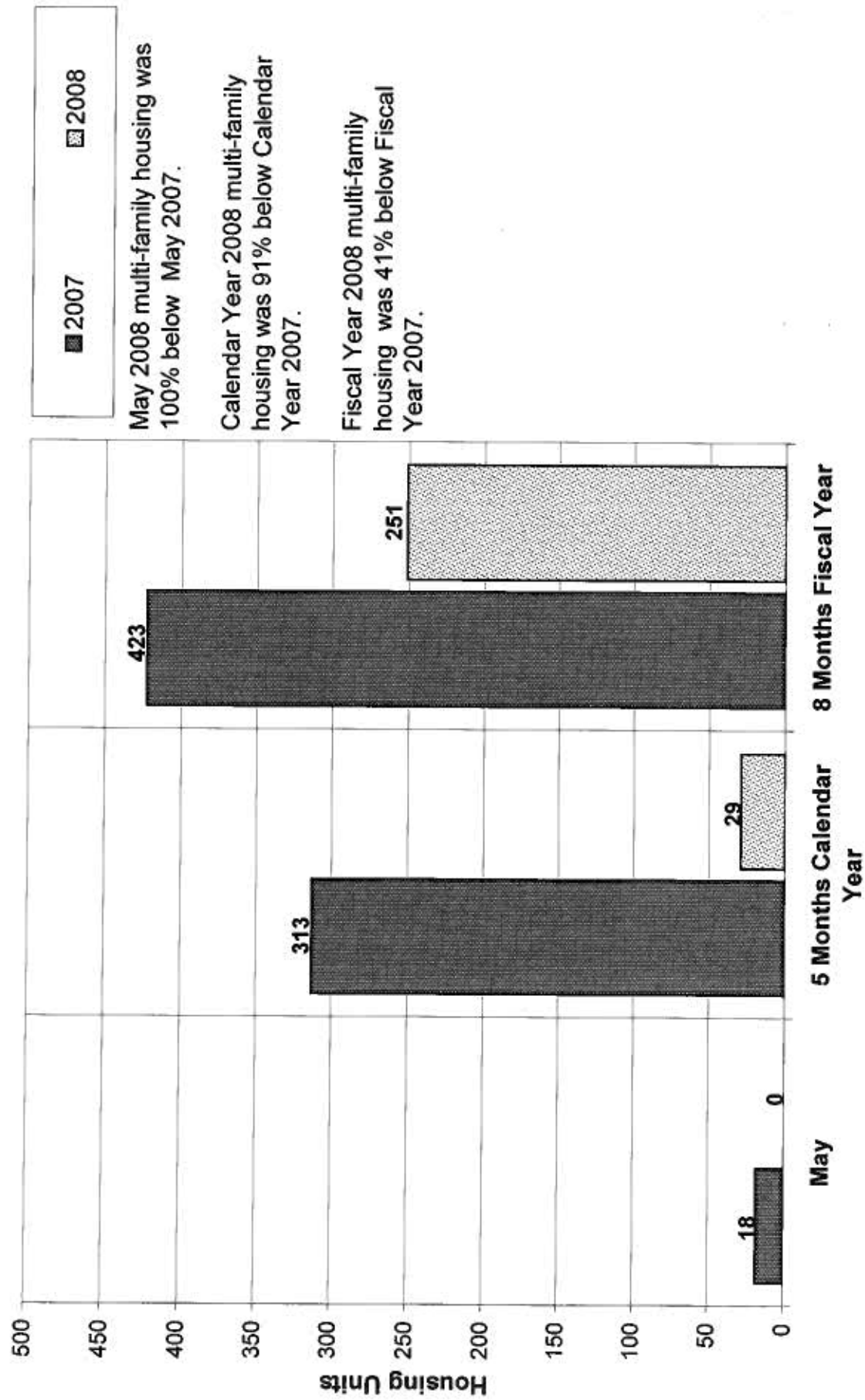
▨ 2008

May 2008 single family housing was 46% below May 2007.

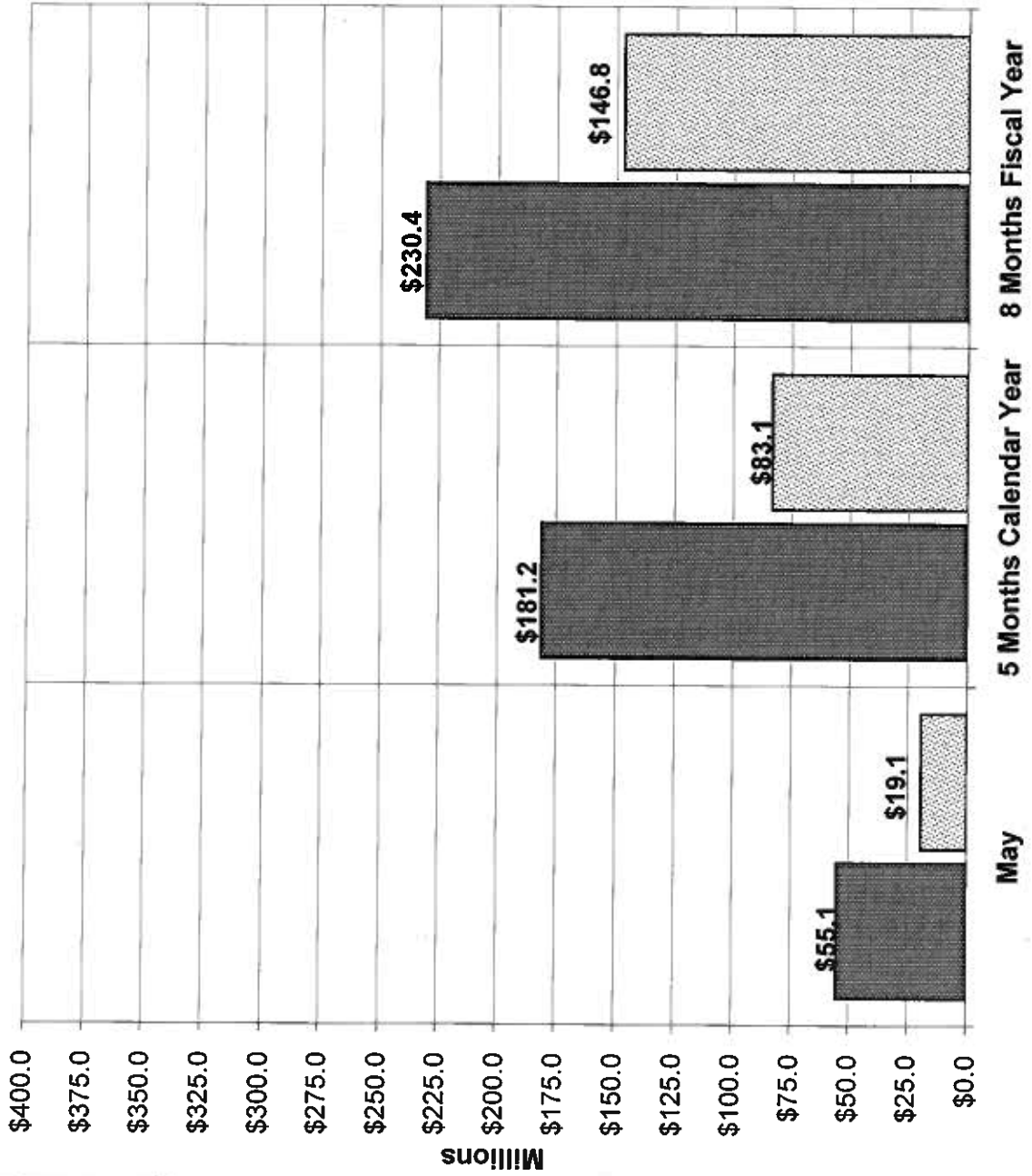
Calendar Year 2008 single family housing was 65% below Calendar Year 2007.

Fiscal Year 2008 single family housing was 59% below Fiscal Year 2007.

May Multiple Family Housing



May Commercial Construction



■ 2007

▨ 2008

May 2008 commercial construction was 65% below May 2007.

Calendar Year 2008 commercial construction was 54% below Calendar Year 2007.

Fiscal Year 2008 commercial construction was 36% below Fiscal Year 2007.