

Boise City Building Construction Report

April Report

	Permits		Valuations	
	2007	2008	2007	2008
Dwellings	48	24	12,998,699.00	9,229,138.00
<i>Single Family</i>	38	16	9,997,104.00	7,229,138.00
<i>Duplex</i>	16	16	2,261,595.00	2,000,000.00
<i>Triplex</i>	6		740,000.00	
<i>Fourplex</i>				
<i>Sixplex</i>				
<i>Multiple</i>				
Living Units Total	60	32		
Private Garages or Carports	7	8	154,700.00	154,402.00
Commercial Buildings	8	3	7,873,802.00	4,685,000.00
			Subtotal	\$21,027,201.00
Commercial Addn,Alt, & Rep.	54	74	12,861,452.00	7,597,664.00
Residential Addn,Alt,& Rep.	128	113	6,905,892.00	3,043,258.00
Signs	17	23	99,305.00	116,980.00
Electrical	477	319	6,778,304.00	4,356,409.00
Plumbing	427	286	1,745,446.00	3,819,847.00
Heating & Cooling	429	308	7,776,214.00	5,432,871.00
Razed Dwellings	11	4	53,620.00	14,100.00
Razed Other	2	4	13,800.00	21,301.00
Religious	4	2	618,953.00	70,000.00
Governmental	1	1	6,464,500.00	411,050.00
Educational	1	2	8,270,000.00	341,999.00
Permits Total	1,614	1,171	Subtotal	\$51,587,486.00
			Valuations Total	\$72,614,687.00
				\$39,294,019.00

Receipts

April Report

Page 2

	2007	2008
Building Permits	528,031.42	219,945.47
Electrical Permits	62,547.06	50,967.36
Plumbing Permits	59,456.74	33,906.33
Sign Permits	2,273.99	2,718.30
Heating & Cooling Permits	78,737.75	55,790.96
Manufactured Home Permits	450.00	225.00
Miscellaneous	294.15	112.80
Plan Check Fees: Structural	250,056.21	101,022.71
Plan Check Fees: Fire Sprinkler System	27,559.26	18,619.30
Energy Inspection Fees	3,665.48	1,818.96
License Fees: Plumbing	1,620.00	0.00
License Fees: Heating	0.00	0.00
License Fees: Manufactured Home Installer	50.00	0.00
ACHD Road Impact Fees	0.00	4,000.00
Erosion Control Program	17,306.80	15,166.25
Total	\$1,032,048.86	\$504,293.44

Five Year Comparison

April Report

Page 3

Five Year Comparison

Total Number Permits Issued

4 Months 2008	4,018
4 Months 2007	5,498
4 Months 2006	5,117
4 Months 2005	5,256
4 Months 2004	4,275

Total Value of Permits Issued

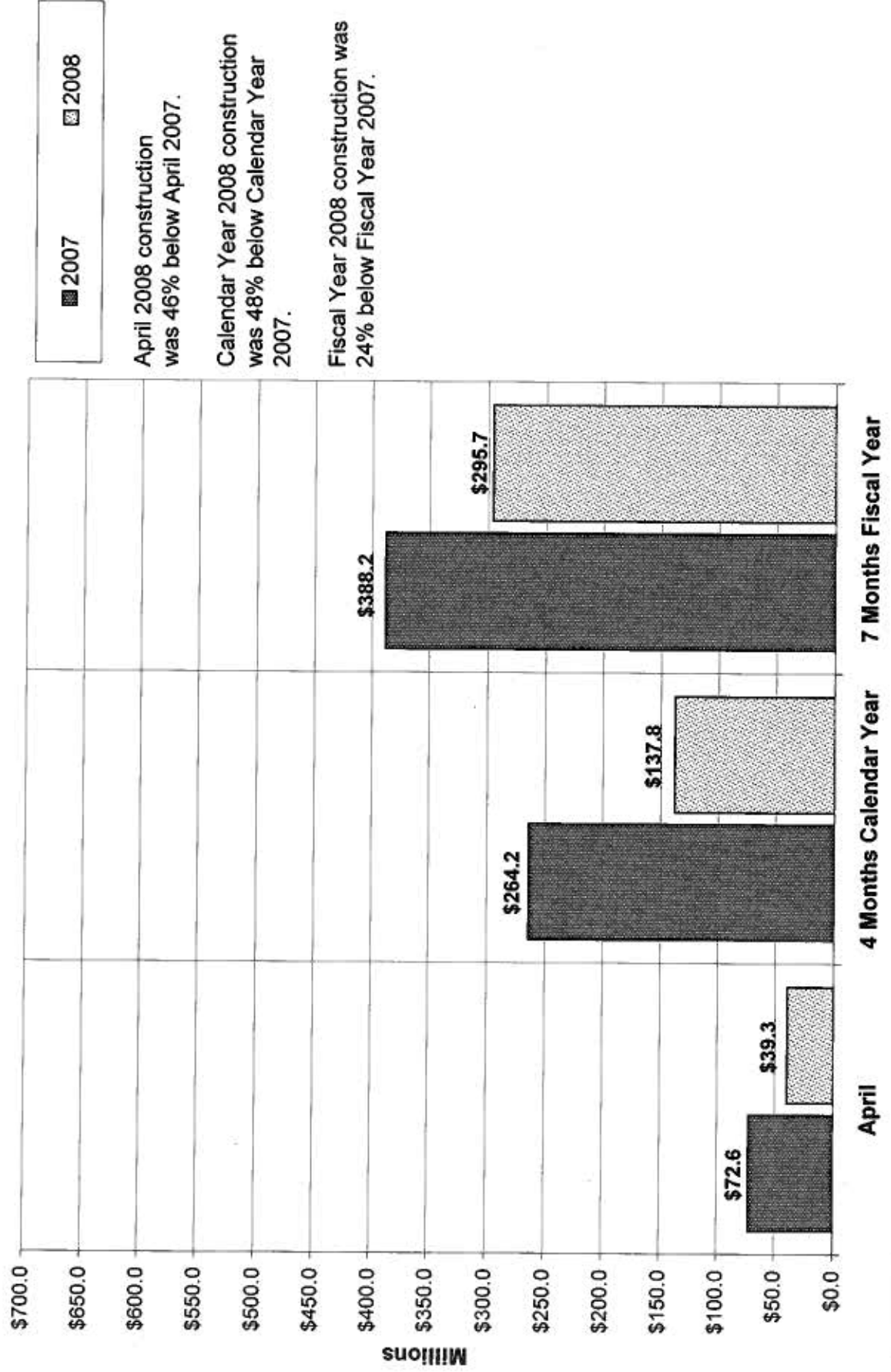
4 Months 2008	\$137,754,012.00
4 Months 2007	\$264,215,492.00
4 Months 2006	\$160,741,603.00
4 Months 2005	\$138,572,350.00
4 Months 2004	\$98,385,110.00

Total Receipts for Permits Issued

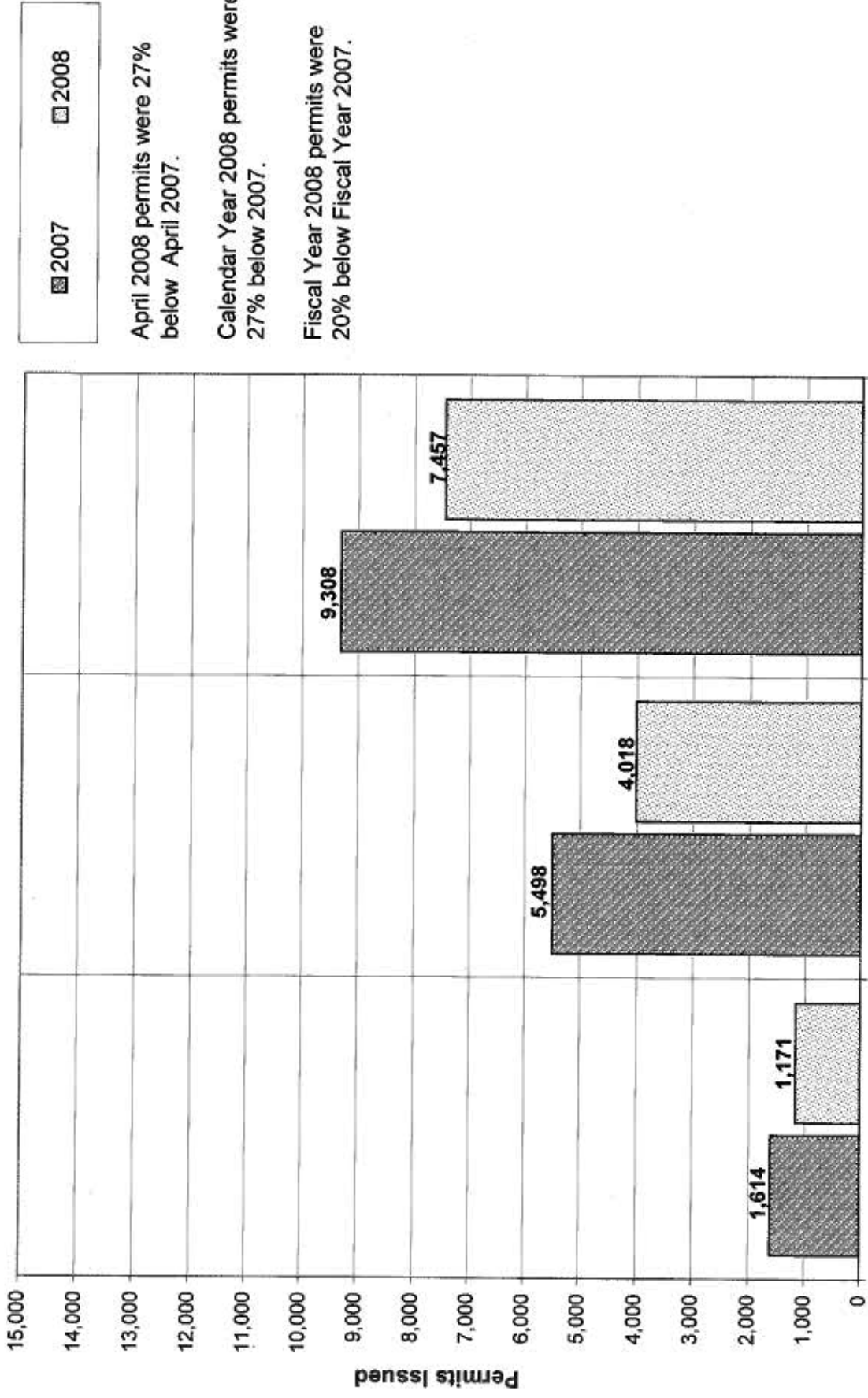
4 Months 2008	\$1,890,412.38
4 Months 2007	\$3,021,648.57
4 Months 2006	\$2,569,591.31
4 Months 2005	\$2,127,674.26
4 Months 2004	\$1,462,065.45

Bruce Chatterton, Director
Planning & Development Services

April Construction Report



April Comparison Permits Issued



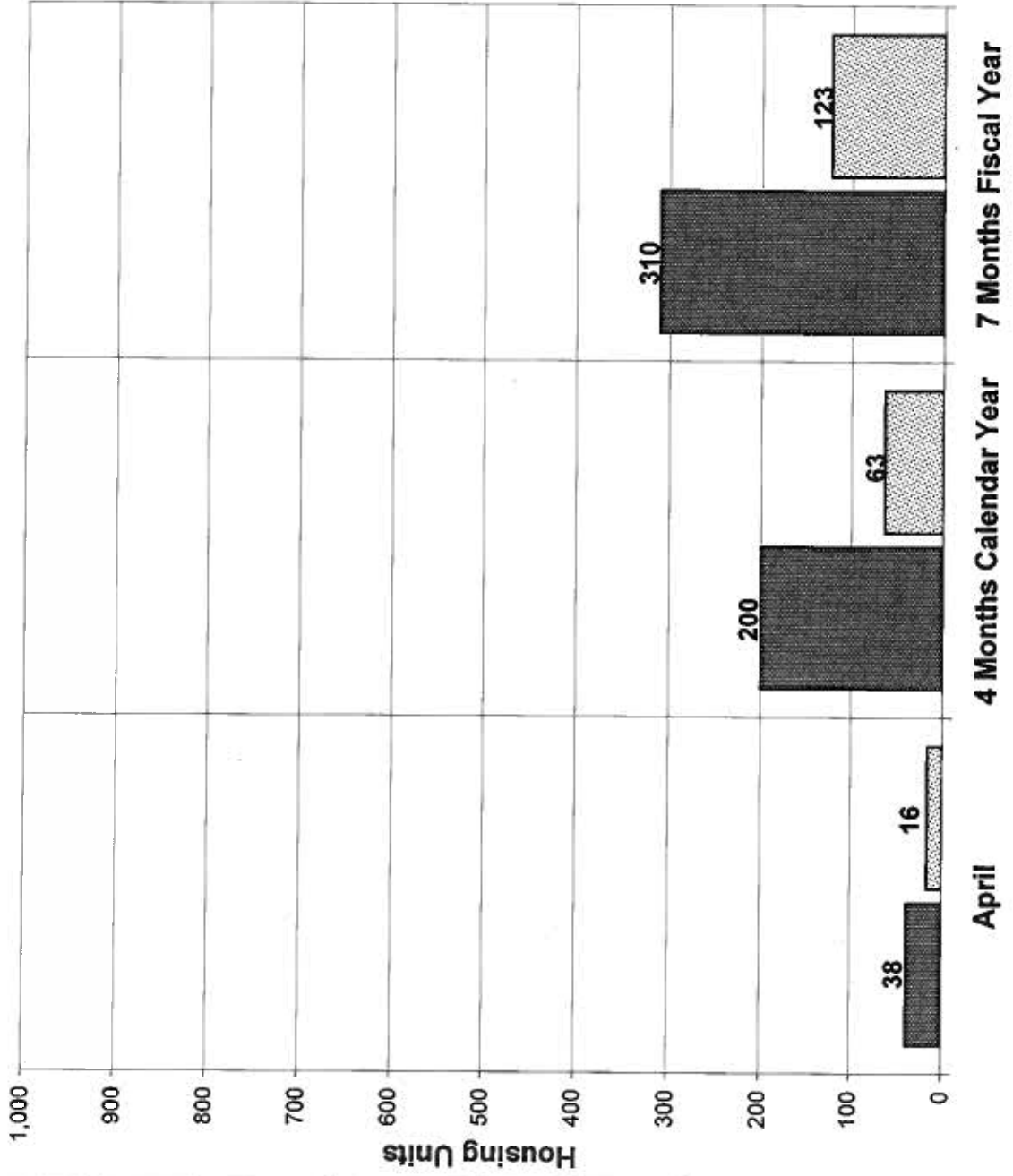
■ 2007 ■ 2008

April 2008 permits were 27% below April 2007.

Calendar Year 2008 permits were 27% below 2007.

Fiscal Year 2008 permits were 20% below Fiscal Year 2007.

April Single Family Housing



■ 2007

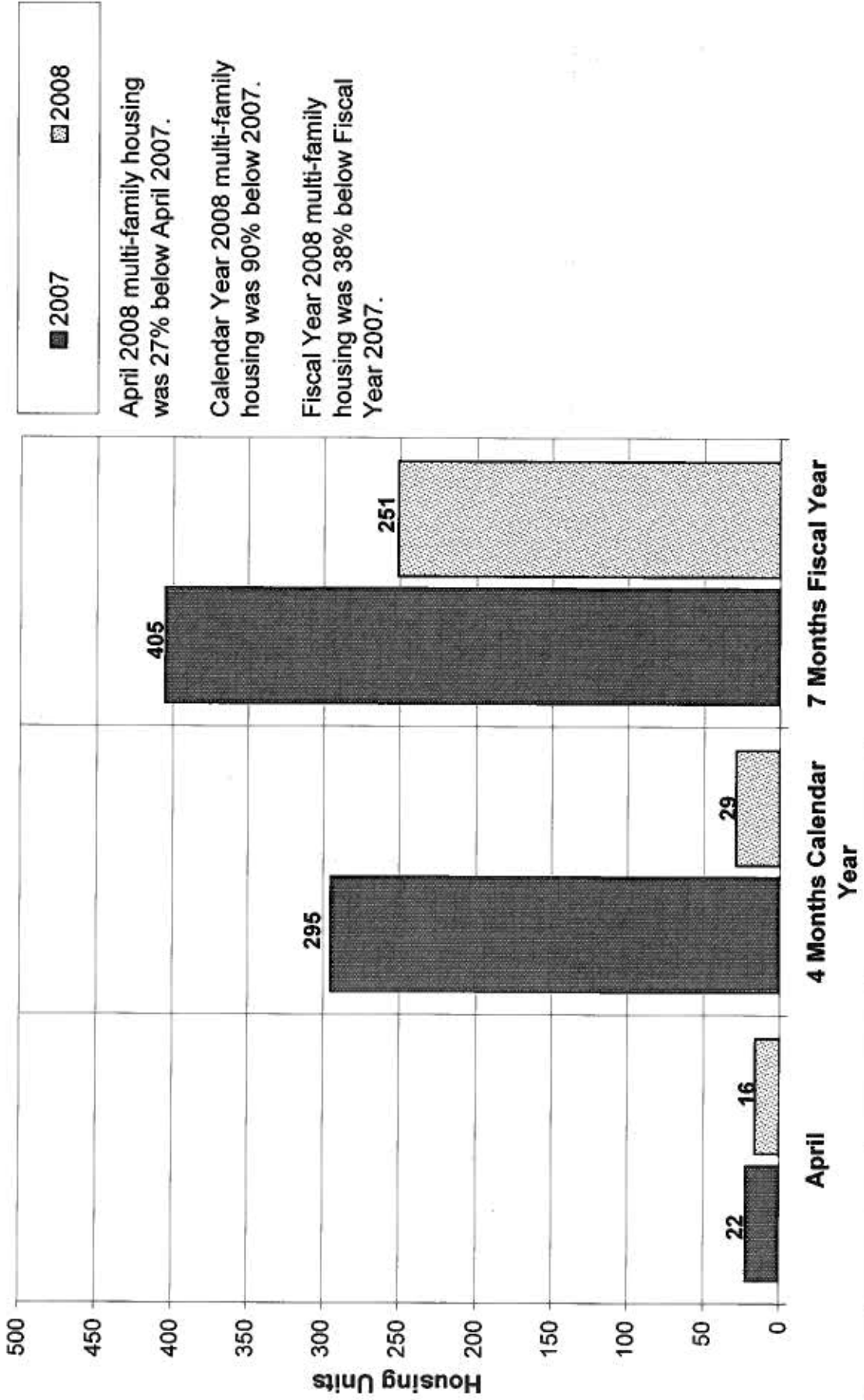
▨ 2008

April 2008 single family housing was 58% below April 2007.

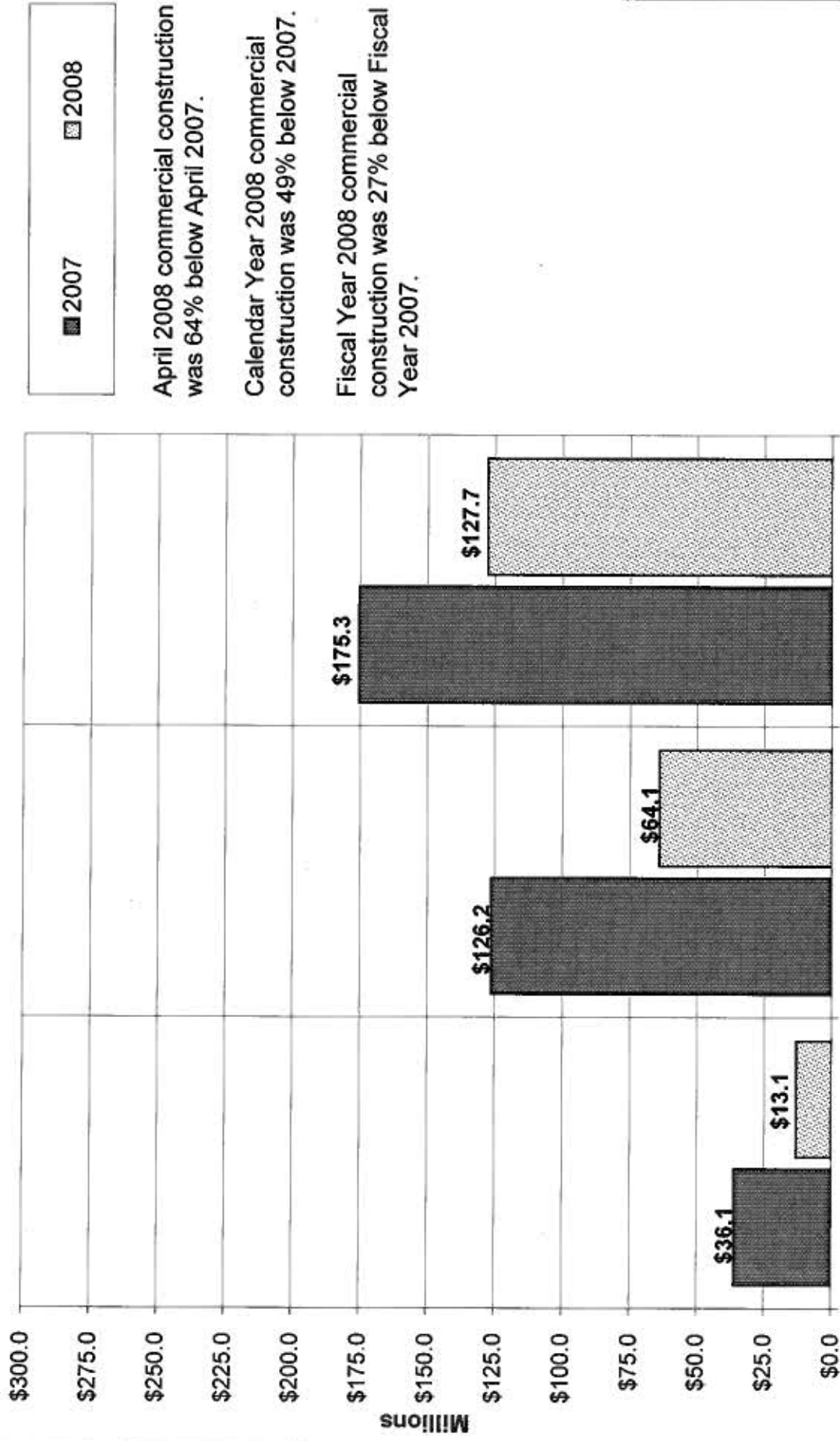
Calendar Year 2008 single family housing was 69% below 2007.

Fiscal Year 2008 single family housing was 60% below Fiscal Year 2007.

April Multiple Family Housing



April Commercial Construction



■ 2007

▨ 2008

April 2008 commercial construction was 64% below April 2007.

Calendar Year 2008 commercial construction was 49% below 2007.

Fiscal Year 2008 commercial construction was 27% below Fiscal Year 2007.

Millions

April

4 Months Calendar Year

7 Months Fiscal Year