

Boise City Building Construction Report

January Report

		Permits		Valuations	
		2007	2008	2007	2008
Dwellings	79	12	16,674,748.00	3,259,866.00	
<i>(Number of Living Units)</i>					
Single Family	47	12	9,272,800.00	3,259,866.00	
Duplex	8		843,948.00		
Triplex					
Fourplex	104		4,668,000.00		
Sixplex					
Multiple	14		1,890,000.00		
	173	12			
Living Units Total					
Private Garages or Carports	9	4	141,700.00	68,960.00	
Commercial Buildings	8	6	2,888,532.00	4,194,309.00	
			Subtotal	\$19,704,980.00	
Commercial Addn,Alt, & Rep.	55	56	10,586,893.00	8,018,840.00	
Residential Addn,Alt, & Rep.	64	50	1,993,169.00	1,329,572.00	
Signs	24	25	90,602.00	145,200.00	
Electrical	360	240	2,846,646.00	3,246,822.00	
Plumbing	284	221	2,055,347.00	630,531.00	
Heating & Cooling	358	317	3,951,277.00	3,055,168.00	
Razed Dwellings	8	11	28,850.00	54,500.00	
Razed Other	4	0	11,503.00	0.00	
Religious	1	5	1,000.00	465,825.00	
Governmental	1	4	335,000.00	2,291,400.00	
Educational	1	1	23,940.00	35,000.00	
	1,256	952	Subtotal	\$21,924,227.00	
Permits Total				\$41,629,207.00	\$26,795,993.00
Valuations Total					

Receipts

January Report

Page 2

	2007	2008
Building Permits	302,882.21	179,991.78
Electrical Permits	45,550.29	37,744.34
Plumbing Permits	43,273.46	64,461.39
Sign Permits	2,442.35	2,427.22
Heating & Cooling Permits	66,142.28	64,662.36
Manufactured Home Permits	75.00	75.00
Miscellaneous	117.85	54.10
Plan Check Fees: Structural	151,553.39	121,894.17
Plan Check Fees: Fire Sprinkler System	27,111.90	20,676.24
Energy Inspection Fees	5,153.72	799.24
License Fees: Plumbing	4,610.00	0.00
License Fees: Heating	0.00	0.00
License Fees: Manufactured Home Installer	100.00	0.00
ACHD Road Impact Fees	0.00	0.00
Erosion Control Program	13,762.07	10,733.75
Total	\$662,774.52	\$503,519.59

Five Year Comparison

January Report

Page 3

Five Year Comparison

Total Number Permits Issued

1 Month 2008	952
1 Month 2007	1,256
1 Month 2006	1,224
1 Month 2005	1,112
1 Month 2004	939

Total Value of Permits Issued

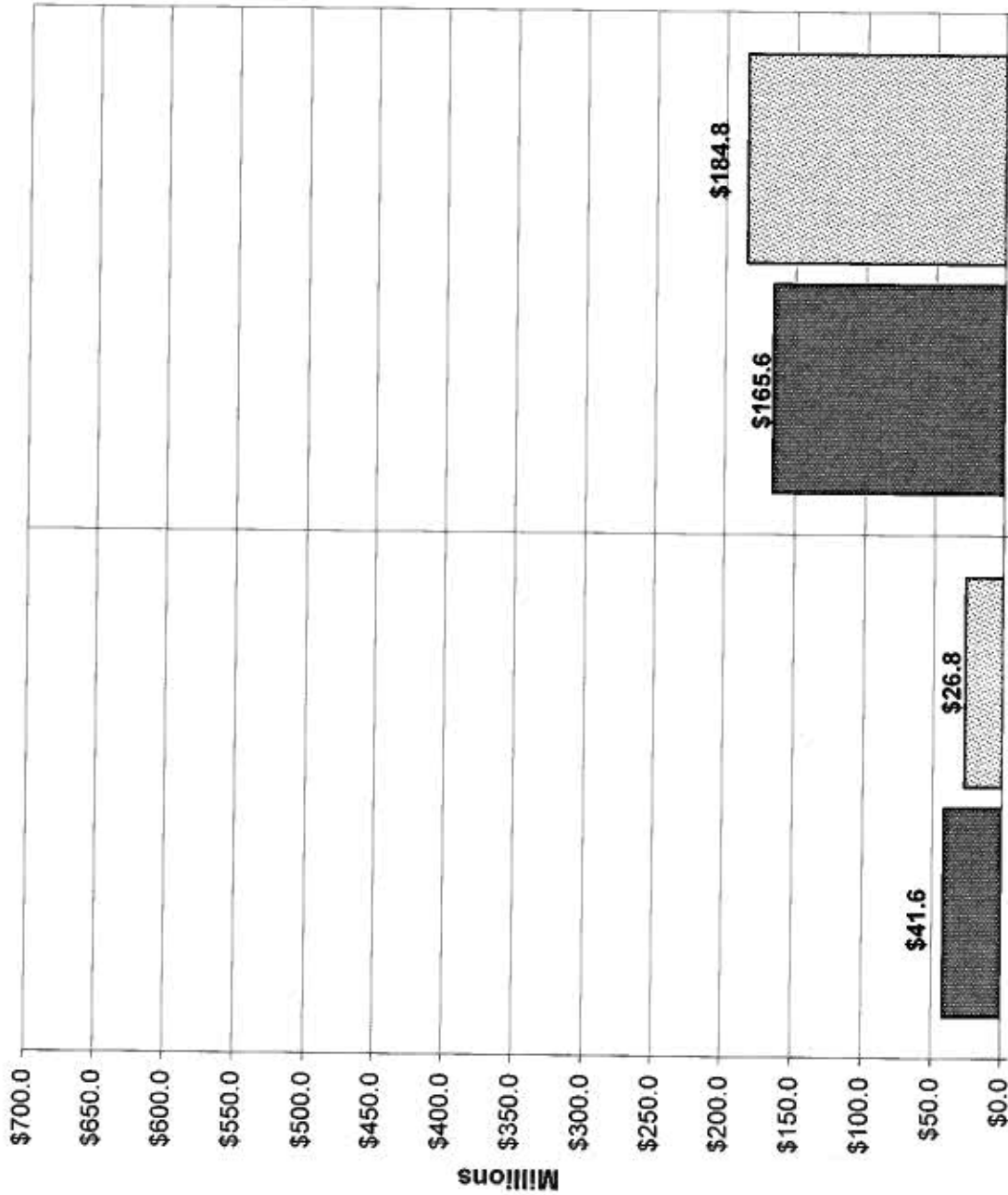
1 Month 2008	\$26,795,993.00
1 Month 2007	\$41,629,207.00
1 Month 2006	\$35,147,985.00
1 Month 2005	\$21,268,224.00
1 Month 2004	\$18,683,256.00

Total Receipts for Permits Issued

1 Month 2008	\$503,519.59
1 Month 2007	\$662,774.52
1 Month 2006	\$517,940.22
1 Month 2005	\$380,224.50
1 Month 2004	\$248,154.31

Bruce Chatterton, Director
Planning & Development Services

January Construction Report



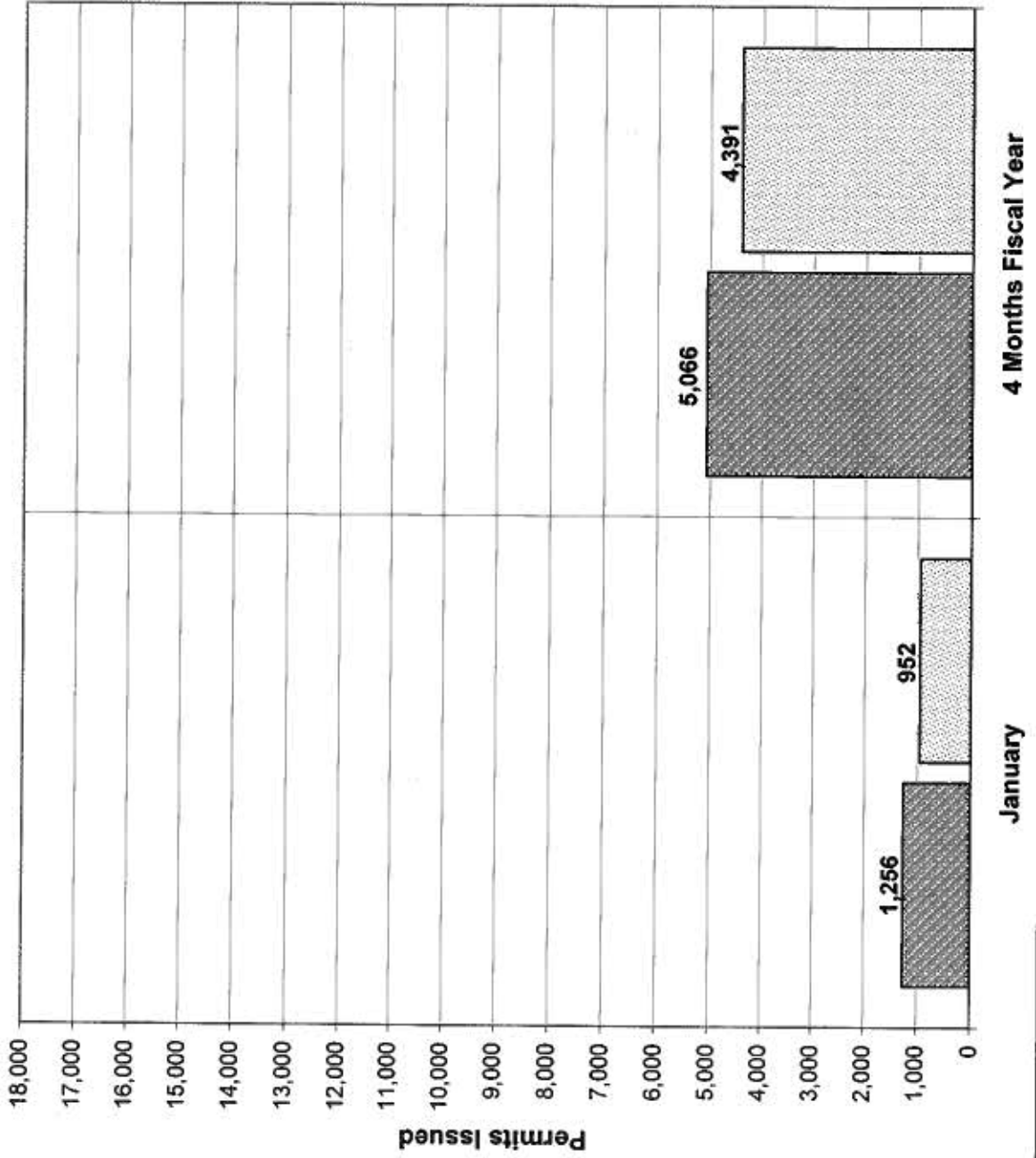
■ 2007

▨ 2008

January 2008 construction was 36% below January 2007.

Fiscal Year 2008 construction was 12% above Fiscal Year 2007.

January Comparison Permits Issued



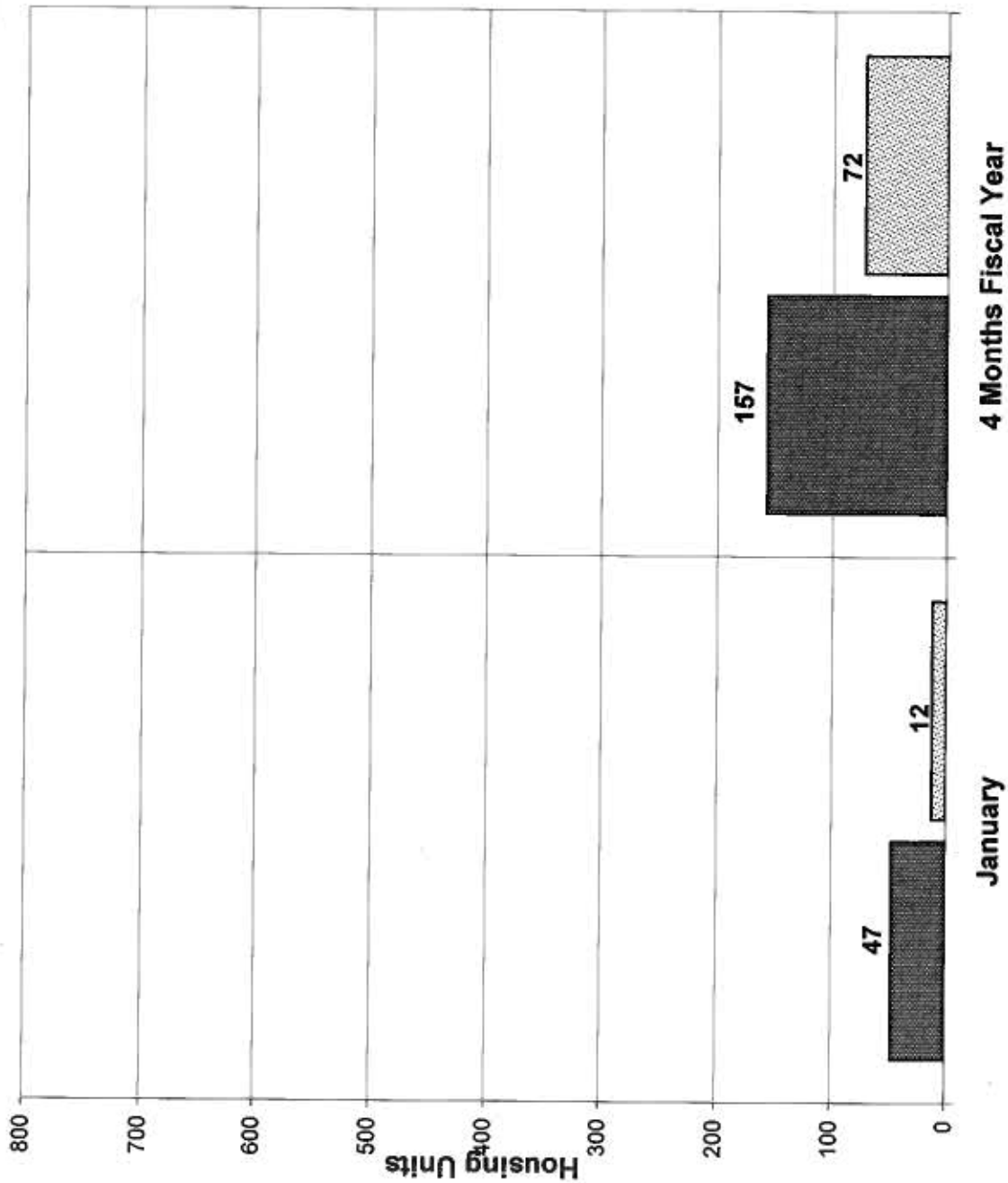
■ 2007

■ 2008

January 2008 comparison permits were 24% below January 2007.

Fiscal Year 2008 comparison permits were 13% below Fiscal Year 2007.

January Single Family Housing



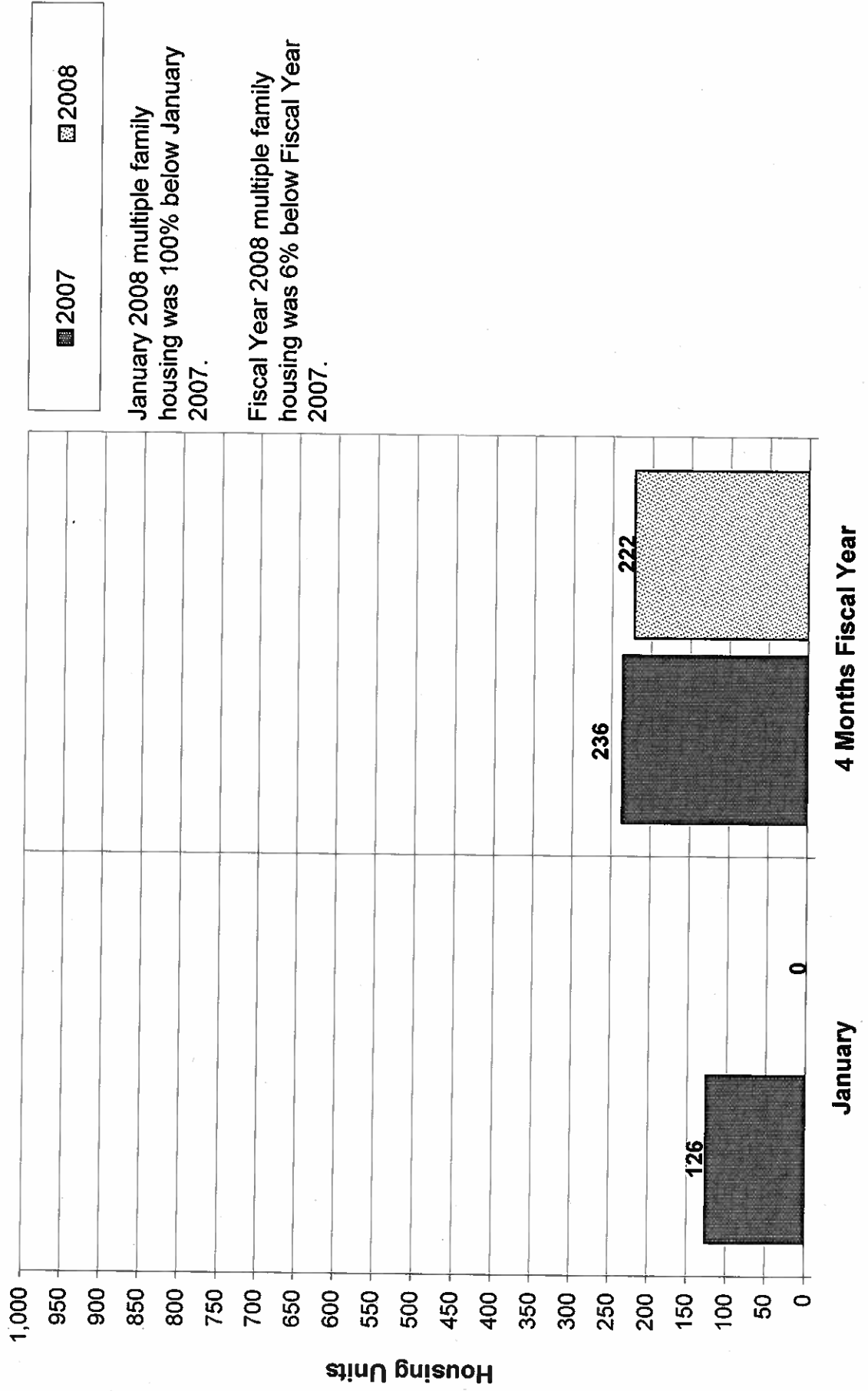
■ 2007

▨ 2008

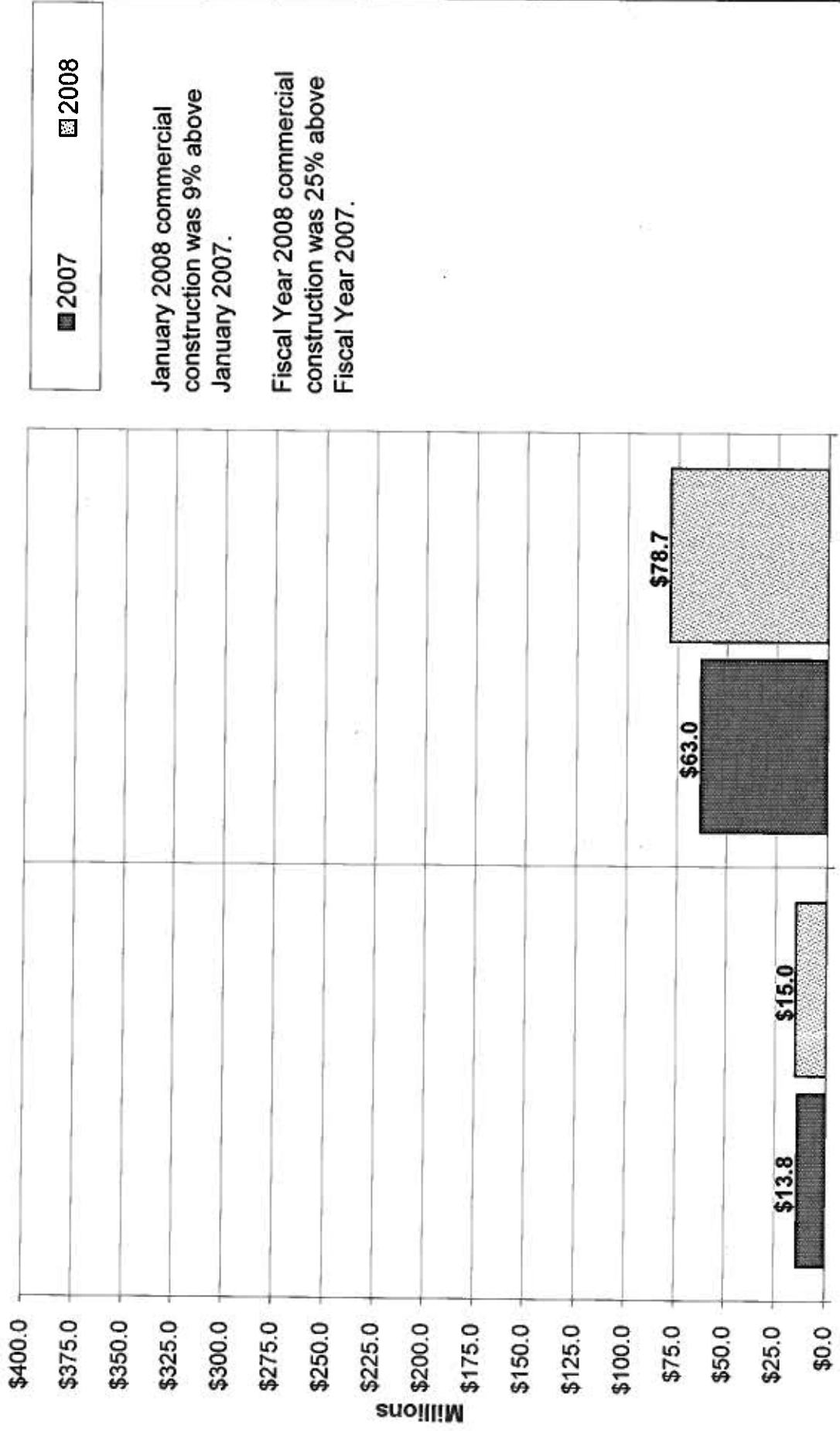
January 2008 single family housing was 74% below January 2007.

Fiscal Year 2008 single family housing was 54% below Fiscal Year 2007.

January Multiple Family Housing



January Commercial Construction



■ 2007

▨ 2008

January 2008 commercial construction was 9% above January 2007.

Fiscal Year 2008 commercial construction was 25% above Fiscal Year 2007.

Millions

January 4 Months Fiscal Year