

Boise City Building Construction Report

December Report

This report does not include Planning and Zoning permits.

Permits	2014	2015
Dwellings (# Structures)	34	50
<i>(Number of Living Units)</i>		
Single Family	33	47
Duplex	2	0
Triplex	0	9
Fourplex	0	0
Sixplex	0	0
Multiple	0	0
Living Units Total	35	56
Dwellings Other		
Private Garages or Carports	5	6
Res. Additions, Alt & Rep	58	54
	63	60
Commercial Construction		
Comm. Additions, Alt & Rep	79	61
New Commercial Buildings	4	10
Religious	0	0
Governmental	1	0
Educational	1	0
	85	71
Trade/Other Permits		
Signs	20	16
Electrical	261	287
Plumbing	215	297
Heating & Cooling	482	453
Fire	72	71
Erosion Control	57	76
	1,107	1,200
Razed Structures		
Dwellings	3	3
Other	2	1
	5	4
Total Permit Count (not units)	1,294	1,385

Valuations	2014	2015
Dwellings		
<i>(Value of Living Units)</i>		
Single Family	\$7,528,650.00	\$12,451,109.00
Duplex	\$110,000.00	\$0.00
Triplex	\$0.00	\$701,000.00
Fourplex	\$0.00	\$0.00
Sixplex	\$0.00	\$0.00
Multiple	\$0.00	\$0.00
	\$7,638,650.00	\$13,152,109.00
Dwellings Other		
Private Garages or Carports	\$367,813.00	\$210,700.00
Res. Additions, Alt & Rep	\$1,243,634.00	\$1,788,746.00
Total	\$1,611,447.00	\$1,999,446.00
Commercial Construction		
Comm. Additions, Alt & Rep	\$5,958,558.00	\$9,019,794.00
New Commercial Buildings	\$971,607.00	\$42,383,915.00
Religious	\$0.00	\$0.00
Governmental	\$4,500.00	\$0.00
Educational	\$5,450.00	\$0.00
Total	\$6,940,115.00	\$51,403,709.00
Trade/Other Permits		
Signs	\$94,108.00	\$92,720.00
Electrical	\$6,523,593.00	\$4,344,509.00
Plumbing	\$1,446,924.00	\$1,318,897.00
Heating & Cooling	\$3,538,746.00	\$3,164,678.00
Fire	\$41,448.00	\$0.00
Erosion Control**	\$0.00	\$0.00
Total	\$11,644,819.00	\$8,920,804.00
Razed Structures		
Dwellings	\$17,500.00	\$37,500.00
Other	\$3,200.00	\$3,500.00
Total	\$20,700.00	\$41,000.00
Total Building Valuation	\$16,305,020.00	\$66,688,984.00

See
Footnote
below.

Footnote: These valuations may be included as part of the "Dwellings, Dwellings Other, and Commercial Construction sections of this report.

** Erosion control permits and most Fire permits are not based on project value.

Total Building Valuation excludes Trades

Five Year Comparison

December Report

Page 3

Five Year Comparison

Includes Building, Electrical, Erosion, Fire, Mechanical, and Plumbing Permits

Total Number Permits Issued

12 Months 2015	20,781
12 Months 2014	18,150
12 Months 2013	17,566
12 Months 2012	15,747
12 Months 2011	13,962

Total Value of Permits Issued

12 Months 2015	\$728,032,999.68
12 Months 2014	\$558,227,742.34
12 Months 2013	\$492,036,963.89
12 Months 2012	\$436,781,400.68
12 Months 2011	\$370,134,779.00

Total Receipts for Permits Issued

12 Months 2015	\$9,142,480.92
12 Months 2014	\$7,377,971.00
12 Months 2013	\$6,668,872.34
12 Months 2012	\$5,580,718.67
12 Months 2011	\$4,241,684.94

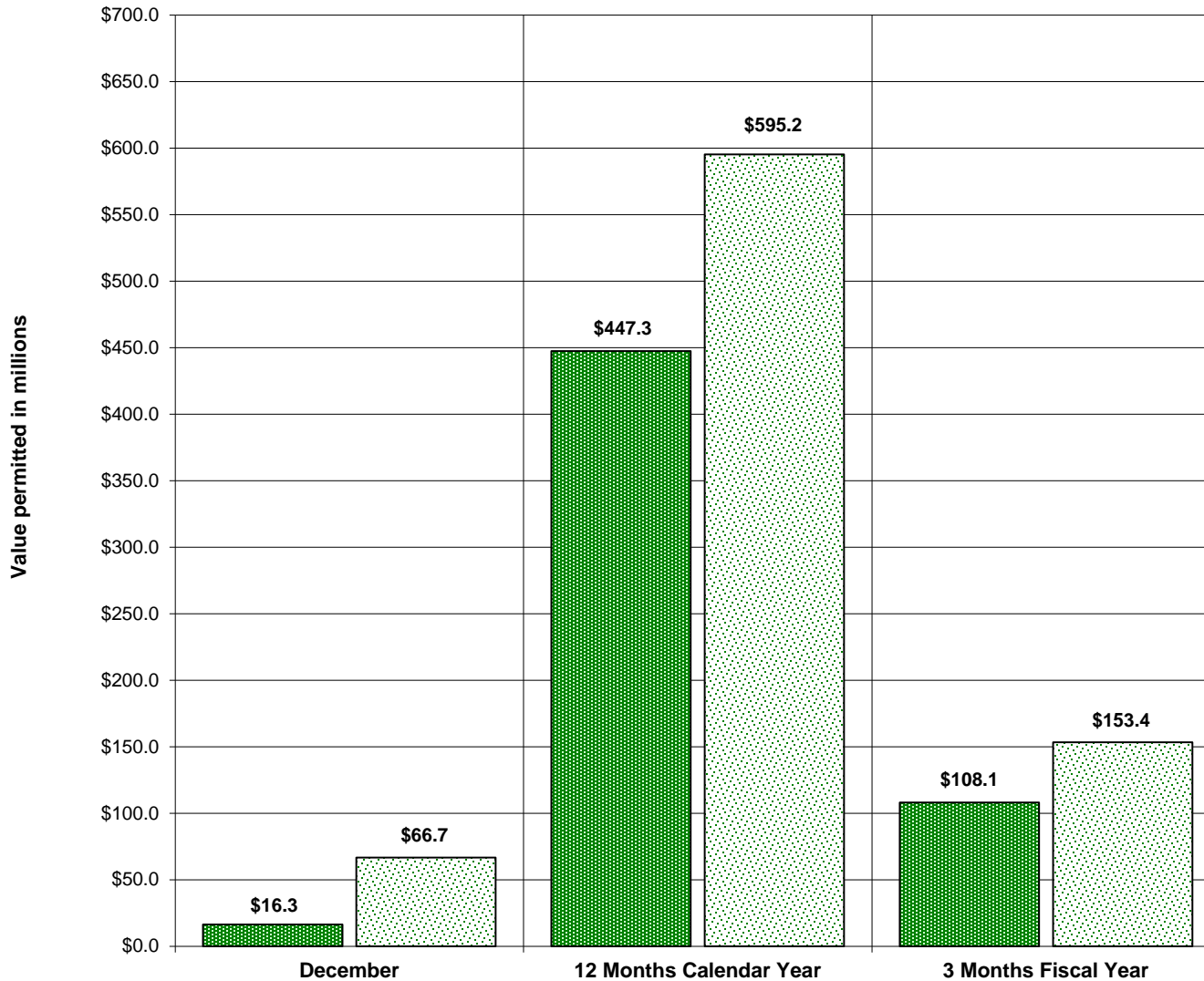
Receipts

December Report

Page 2

Receipts	2014	2015
Building Permits	\$131,768.34	\$441,921.13
Electrical Permits	\$105,113.65	\$59,715.10
Plumbing Permits	\$25,717.95	\$39,245.78
Sign Permits	\$1,992.67	\$2,003.97
Heating & Cooling Permits	\$66,923.15	\$68,893.87
Manufactured Home Permits	\$0.00	\$0.00
Plan Check Fees: Structural	\$100,217.34	\$113,085.54
Plan Check Fees: Fire Sprinkler System, Alarm System, Cooking Hood	\$26,675.47	\$66,224.04
Energy Inspection Fees	\$1,350.44	\$1,984.32
Erosion Control Program	\$8,967.50	\$9,865.00
Miscellaneous	\$0.00	\$0.00
Total	\$468,726.51	\$802,938.75

December Construction Value Report

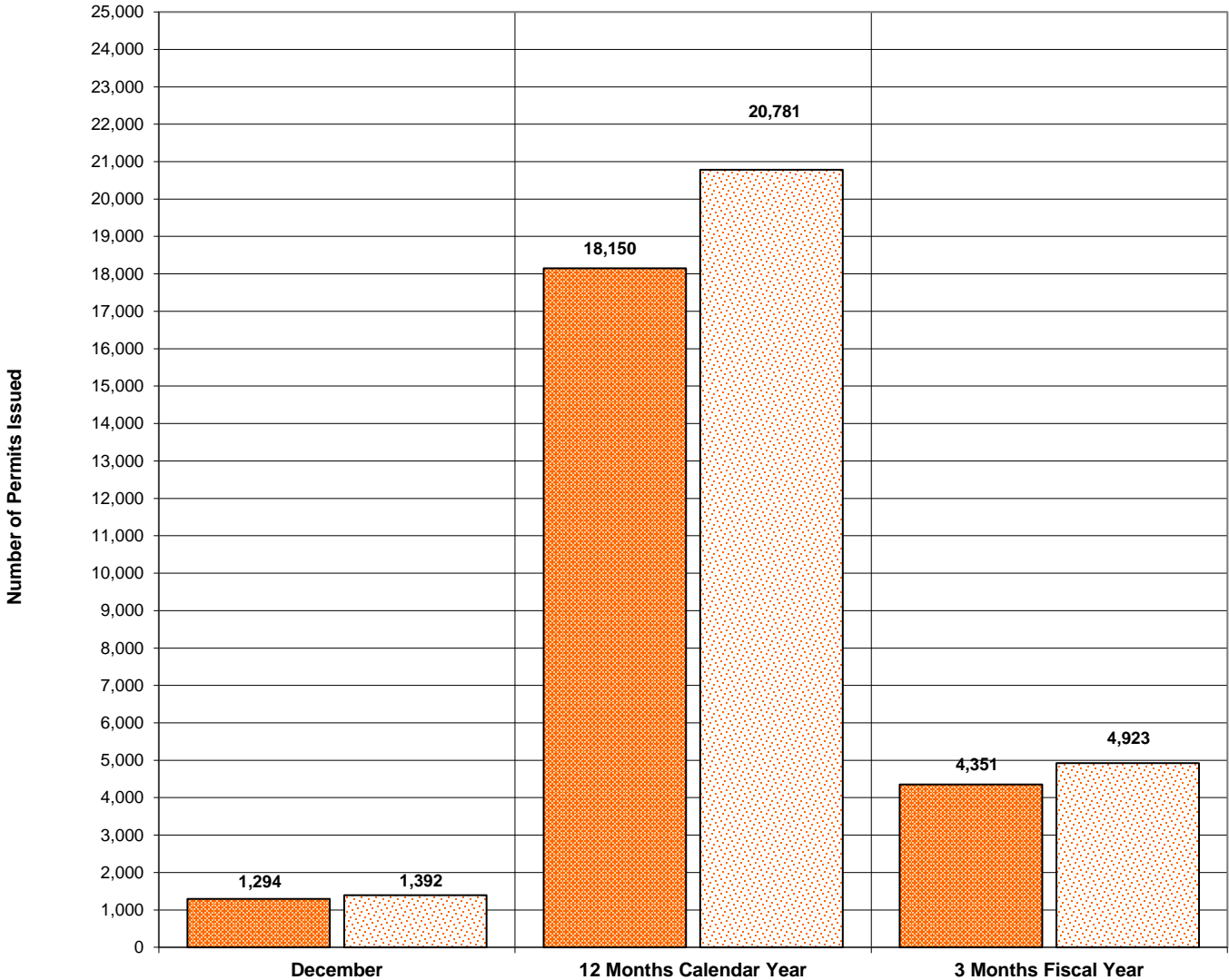


The value of new construction permitted in December 2015 was 309% above December 2014.

The value of new construction permitted in Calendar year 2015 construction was 33% above Calendar Year 2014.

The value of new construction permitted in 2015 was 42% above Fiscal Year 2014.

December Comparison Permits Issued

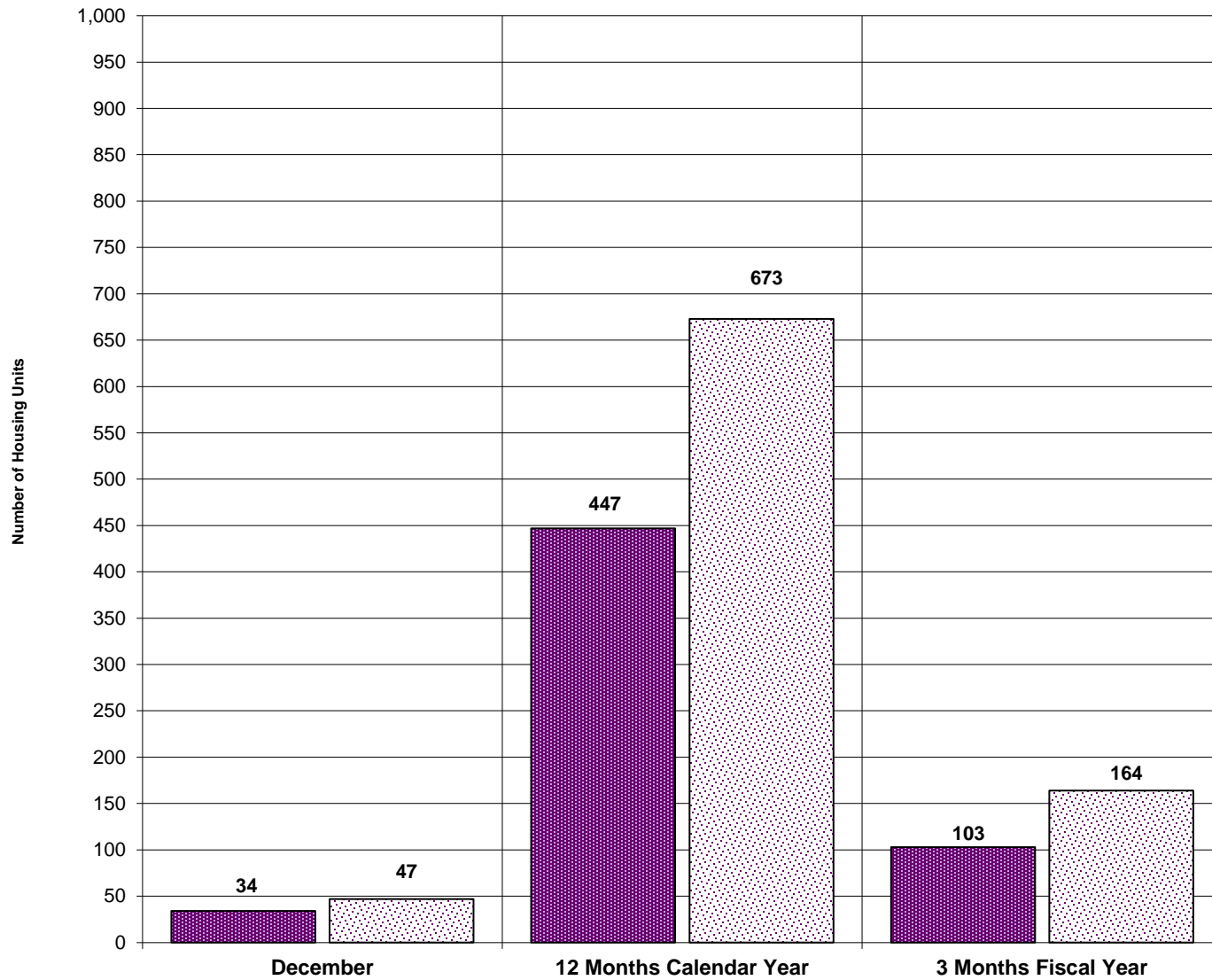


Number of permits issued in December 2015 was 8% above December 2014.

Number of permits issued in Calendar year 2015 was 14% above Calendar Year 2014.

Number of permits issued in Fiscal Year 2015 was 13% above Fiscal Year 2014.

December Single Family Housing Permits Issued

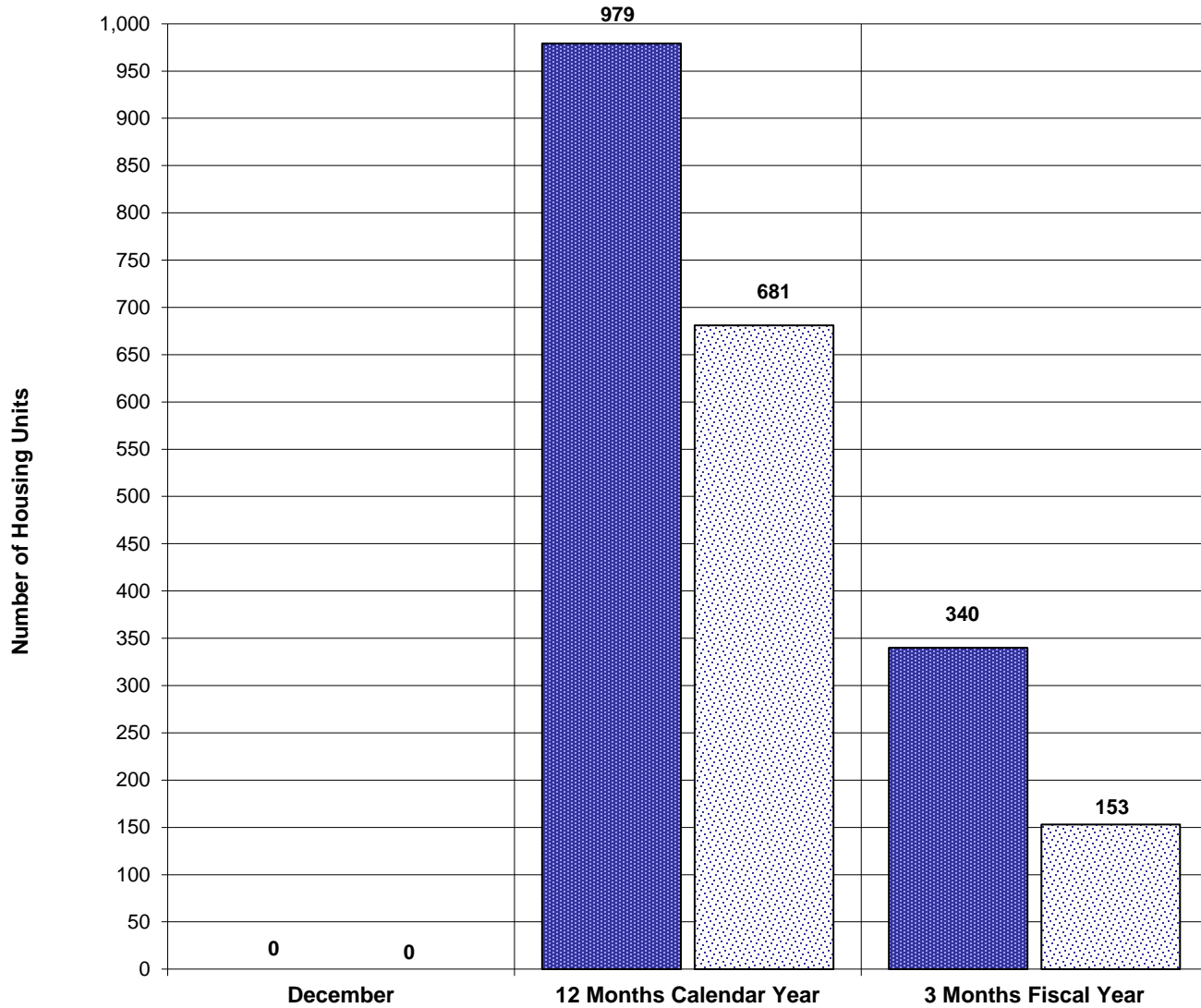


Single Family permits issued in December 2015 were 38% above December 2014.

Single family housing permits issued in Calendar year 2015 were 51% above Calendar Year 2014.

Single family housing permits issued in Fiscal Year 2015 were 59% above Fiscal Year 2014.

December Multiple Family Housing

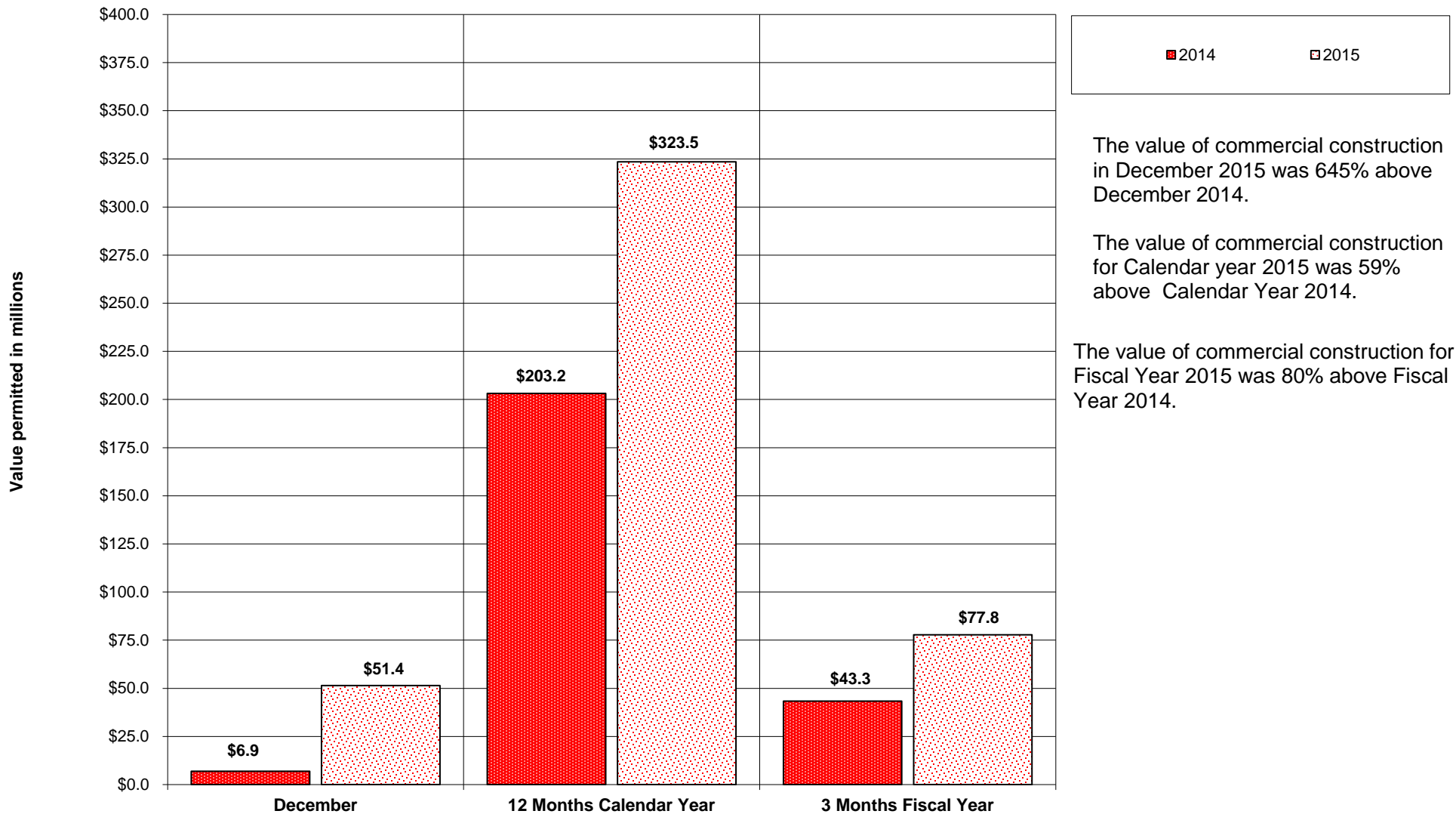


Multifamily permits issued in December 2015 were 100% below December 2014.

Multifamily permits issued in Calendar year 2015 were 30% below Calendar Year 2014.

Multifamily permits issued in Fiscal Year 2015 were 55% below Fiscal Year 2014.

December Commercial Construction Value



The value of commercial construction in December 2015 was 645% above December 2014.

The value of commercial construction for Calendar year 2015 was 59% above Calendar Year 2014.

The value of commercial construction for Fiscal Year 2015 was 80% above Fiscal Year 2014.