

Boise City Building Construction Report

January Report

This report does not include Planning and Zoning permits.

Permits	2014	2015
Dwellings (# Structures)	22	55
<i>(Number of Living Units)</i>		
Single Family	20	55
Duplex	4	0
Triplex	0	0
Fourplex	0	0
Sixplex	0	0
Multiple	0	0
Living Units Total	24	55
Dwellings Other		
Private Garages or Carports	5	3
Res. Additions, Alt & Rep	62	71
	67	74
Commercial Construction		
Comm. Additions, Alt & Rep	66	82
New Commercial Buildings	2	1
Religious	0	0
Governmental	0	0
Educational	0	0
	68	83
Trade/Other Permits		
Signs	20	17
Electrical	243	246
Plumbing	248	301
Heating & Cooling	450	438
Fire	78	77
Erosion Control	51	101
	1,090	1,180
Razed Structures		
Dwellings	8	5
Other	1	2
	9	7
Total Permit Count (not units)	1,256	1,399

Valuations	2014	2015
Dwellings		
<i>(Value of Living Units)</i>		
Single Family	\$5,311,275.00	\$11,845,027.00
Duplex	\$641,886.00	\$0.00
Triplex	\$0.00	\$0.00
Fourplex	\$0.00	\$0.00
Sixplex	\$0.00	\$0.00
Multiple	\$0.00	\$0.00
	\$5,953,161.00	\$11,845,027.00
Dwellings Other		
Private Garages or Carports	\$76,840.00	\$82,000.00
Res. Additions, Alt & Rep	\$955,904.00	\$899,361.00
Total	\$1,032,744.00	\$981,361.00
Commercial Construction		
Comm. Additions, Alt & Rep	\$8,792,612.00	\$15,193,207.00
New Commercial Buildings	\$351,750.00	\$30,000.00
Religious	\$0.00	\$0.00
Governmental	\$0.00	\$0.00
Educational	\$0.00	\$0.00
Total	\$9,144,362.00	\$15,223,207.00
Trade/Other Permits		
Signs	\$86,786.00	\$73,169.00
Electrical	\$2,933,950.00	\$2,970,182.00
Plumbing	\$1,907,685.00	\$2,424,773.00
Heating & Cooling	\$4,609,319.00	\$5,537,704.00
Fire	\$15,165.00	\$43,850.00
Erosion Control**	\$0.00	\$0.00
Total	\$9,552,905.00	\$11,049,678.00
Razed Structures		
Dwellings	\$29,910.00	\$20,001.00
Other	\$97,000.00	\$5,001.00
Total	\$126,910.00	\$25,002.00
Total Building Valuation	\$16,343,963.00	\$28,147,766.00

See
Footnote
below.

Footnote: These valuations may be included as part of the "Dwellings, Dwellings Other, and Commercial Construction sections of this report.

** Erosion control permits and most Fire permits are not based on project value.

Total Building Valuation excludes Trades

Five Year Comparison

January Report

Page 3

Five Year Comparison

Includes Building, Electrical, Erosion, Fire, Mechanical, and Plumbing Permits

Total Number Permits Issued

1 Months 2015	1,418
1 Months 2014	1,262
1 Months 2013	1,140
1 Months 2012	963
1 Months 2011	967

Total Value of Permits Issued

1 Months 2015	\$42,899,568.00
1 Months 2014	\$25,897,982.00
1 Months 2013	\$59,447,879.00
1 Months 2012	\$17,361,795.00
1 Months 2011	\$16,793,074.00

Total Receipts for Permits Issued

1 Months 2015	\$629,087.48
1 Months 2014	\$448,991.35
1 Months 2013	\$483,386.56
1 Months 2012	\$416,011.03
1 Months 2011	\$277,105.71

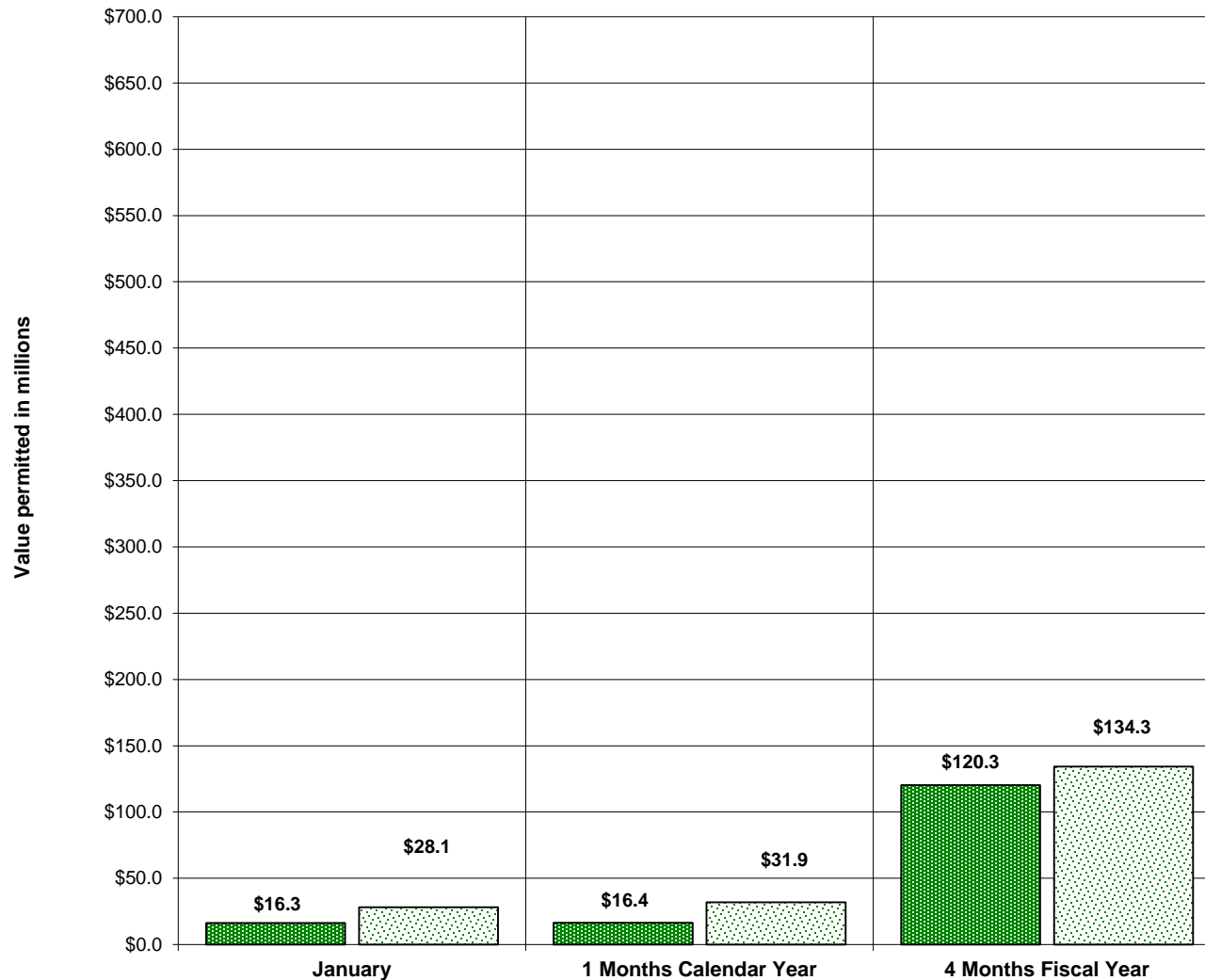
Receipts

January Report

Page 2

Receipts	2014	2015
Building Permits	\$127,728.68	\$273,650.73
Electrical Permits	\$40,116.40	\$41,227.69
Plumbing Permits	\$53,437.40	\$61,540.43
Sign Permits	\$2,353.87	\$2,169.00
Heating & Cooling Permits	\$90,250.35	\$104,123.19
Manufactured Home Permits	\$0.00	\$0.00
Plan Check Fees: Structural	\$94,428.95	\$94,836.55
Plan Check Fees: Fire Sprinkler System, Alarm System, Cooking Hood	\$32,534.65	\$41,826.64
Energy Inspection Fees	\$799.24	\$2,756.00
Erosion Control Program	\$9,431.31	\$9,126.25
Miscellaneous	\$0.00	\$0.00
Total	\$451,080.85	\$631,256.48

January Construction Value Report

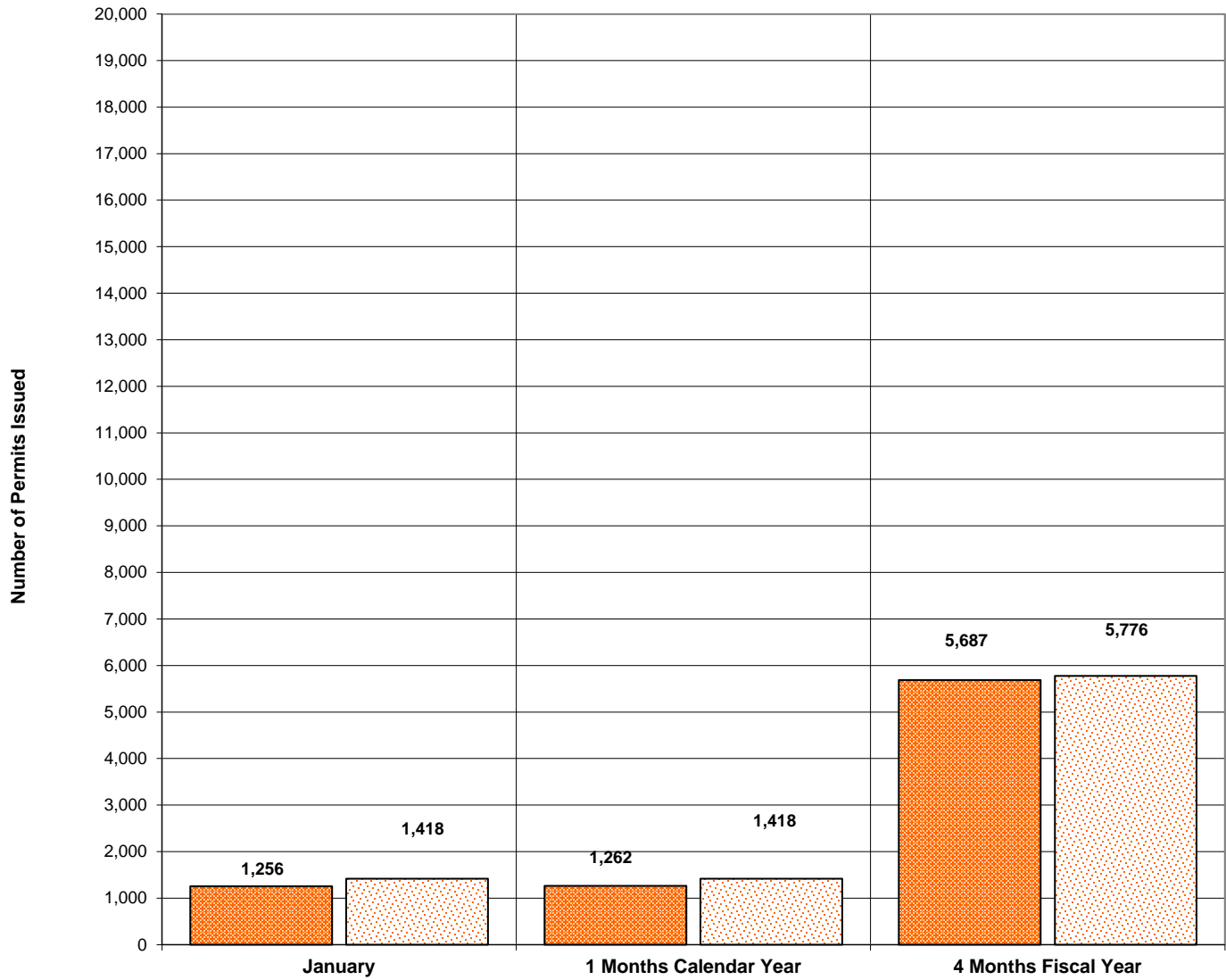


The value of new construction permitted in January 2015 was 72% above January 2014.

The value of new construction permitted in Calendar year 2015 construction was 95% above Calendar Year 2014.

The value of new construction permitted in 2015 was 12% above Fiscal Year 2014.

January Comparison Permits Issued

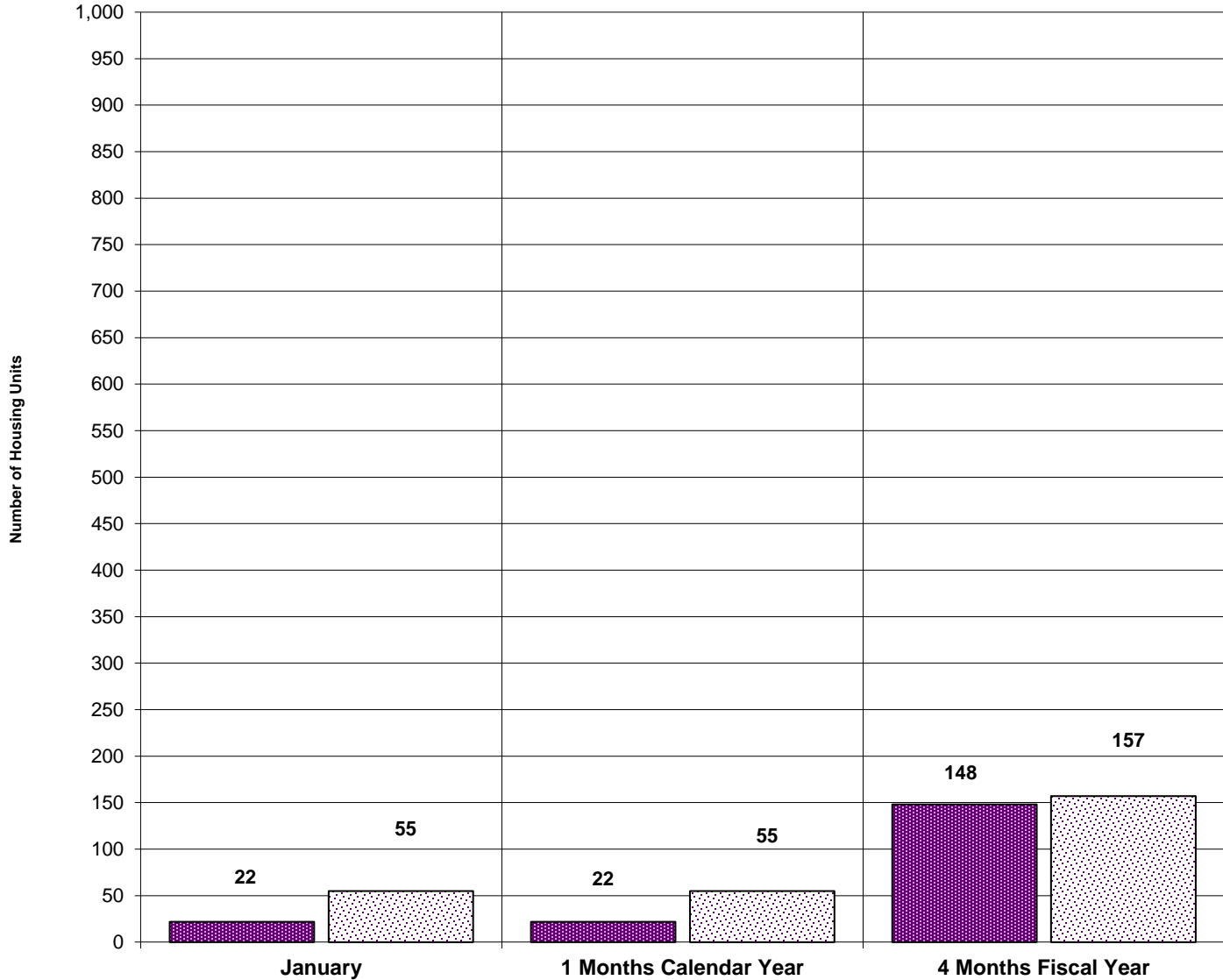


Number of permits issued in January 2015 was 13% above January 2014.

Number of permits issued in Calendar year 2015 was 12% above Calendar Year 2014.

Number of permits issued in Fiscal Year 2015 was 2% above Fiscal Year 2014.

January Single Family Housing Permits Issued



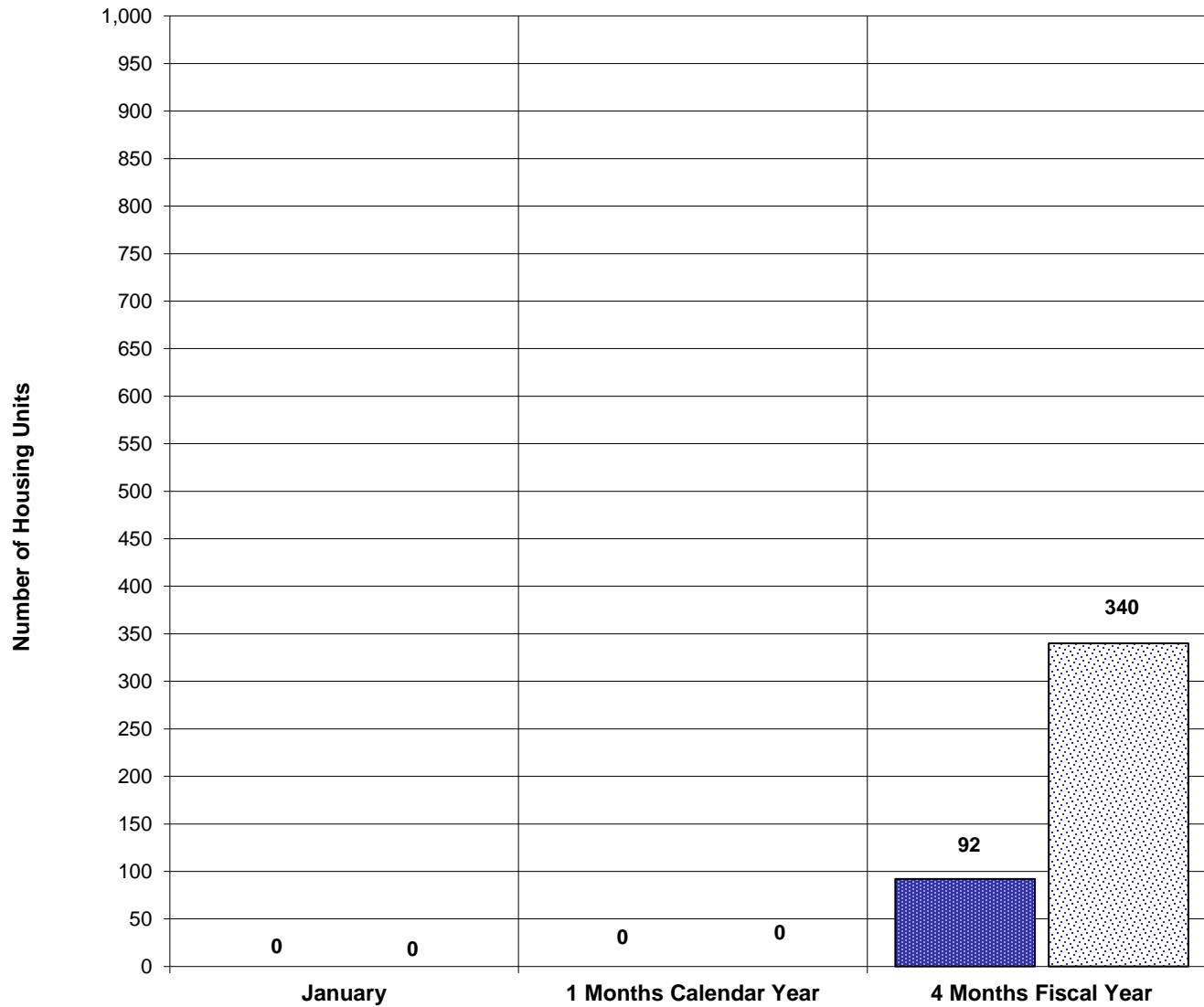
2014
 2015

Single Family permits issued in January 2015 were 150% above January 2014.

Single family housing permits issued in Calendar year 2015 were 150% above Calendar Year 2014.

Single family housing permits issued in Fiscal Year 2015 were 6% above Fiscal Year 2014.

January Multiple Family Housing

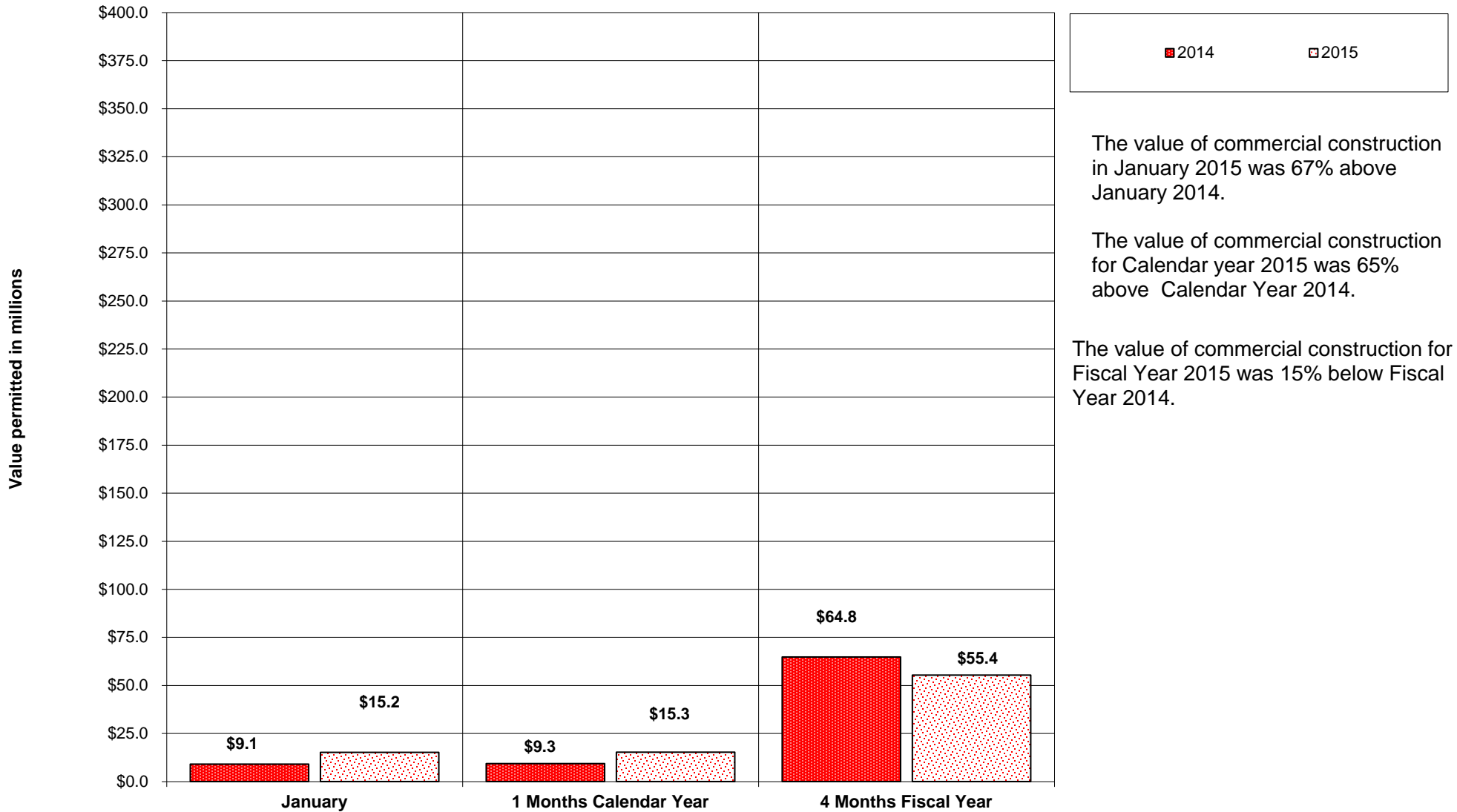


There was no activity in either January 2015 or January 2014.

There was no activity in either Calendar year 2015 or Calendar Year 2014.

There was no activity in Fiscal Year 2015 or Fiscal Year 2014.

January Commercial Construction Value



The value of commercial construction in January 2015 was 67% above January 2014.

The value of commercial construction for Calendar year 2015 was 65% above Calendar Year 2014.

The value of commercial construction for Fiscal Year 2015 was 15% below Fiscal Year 2014.