

Boise City Building Construction Report

July Report

This report does not include Planning and Zoning permits.

Permits	2013	2014
Dwellings (# Structures)	54	44
<i>(Number of Living Units)</i>		
Single Family	41	36
Duplex	2	0
Triplex	0	0
Fourplex	32	32
Sixplex	0	0
Multiple	82	0
Living Units Total	157	68
Dwellings Other		
Private Garages or Carports	7	1
Res. Additions, Alt & Rep	129	141
	136	142
Commercial Construction		
Comm. Additions, Alt & Rep	109	89
New Commercial Buildings	5	12
Religious	0	0
Governmental	0	0
Educational	2	2
	116	103
Trade/Other Permits		
Signs	20	16
Electrical	343	326
Plumbing	318	356
Heating & Cooling	559	580
Fire	62	126
Erosion Control	122	112
	1,424	1,516
Razed Structures		
Dwellings	4	3
Other	1	2
	5	5
Total Permit Count (not units)	1,735	1,810

Valuations	2013	2014
Dwellings		
<i>(Value of Living Units)</i>		
Single Family	\$9,497,432.00	\$10,635,806.00
Duplex	\$252,658.00	\$0.00
Triplex	\$0.00	\$0.00
Fourplex	\$2,040,000.00	\$1,832,000.00
Sixplex	\$0.00	\$0.00
Multiple	\$4,228,000.00	\$0.00
	\$16,018,090.00	\$12,467,806.00
Dwellings Other		
Private Garages or Carports	\$90,988.00	\$16,000.00
Res. Additions, Alt & Rep	\$2,366,813.00	\$2,557,074.00
Total	\$2,457,801.00	\$2,573,074.00
Commercial Construction		
Comm. Additions, Alt & Rep	\$9,107,188.00	\$8,292,760.04
New Commercial Buildings	\$2,009,000.00	\$3,032,973.00
Religious	\$0.00	\$0.00
Governmental	\$0.00	\$0.00
Educational	\$140,233.00	\$50,000.00
Total	\$11,256,421.00	\$11,375,733.04
Trade/Other Permits		
Signs	\$349,420.00	\$82,365.00
Electrical	\$2,344,525.00	\$5,269,641.00
Plumbing	\$1,161,991.00	\$1,574,630.00
Heating & Cooling	\$4,004,572.00	\$3,386,413.00
Fire	\$1,200.00	\$25,725.00
Erosion Control**	\$0.00	\$0.00
Total	\$7,861,708.00	\$10,338,774.00
Razed Structures		
Dwellings	\$16,250.00	\$19,600.00
Other	\$2,000.00	\$66,400.00
Total	\$18,250.00	\$86,000.00
Total Building Valuation	\$30,099,982.00	\$26,584,978.04

See
Footnote
below.

Footnote: These valuations may be included as part of the "Dwellings, Dwellings Other, and Commercial Construction sections of this report.

** Erosion control permits and most Fire permits are not based on project value.

Total Building Valuation excludes Trades

Five Year Comparison

July Report

Page 3

Five Year Comparison

Includes Building, Electrical, Erosion, Fire, Mechanical, and Plumbing Permits

Total Number Permits Issued

7 Months 2014	10,654
7 Months 2013	10,019
7 Months 2012	9,056
7 Months 2011	7,977
7 Months 2010	8,223

Total Value of Permits Issued

7 Months 2014	\$285,193,642.46
7 Months 2013	\$256,378,327.75
7 Months 2012	\$216,119,186.00
7 Months 2011	\$181,085,155.00
7 Months 2010	\$145,790,477.00

Total Receipts for Permits Issued

7 Months 2014	\$3,891,795.19
7 Months 2013	\$3,318,949.97
7 Months 2012	\$3,073,101.42
7 Months 2011	\$2,244,684.65
7 Months 2010	\$2,266,881.47

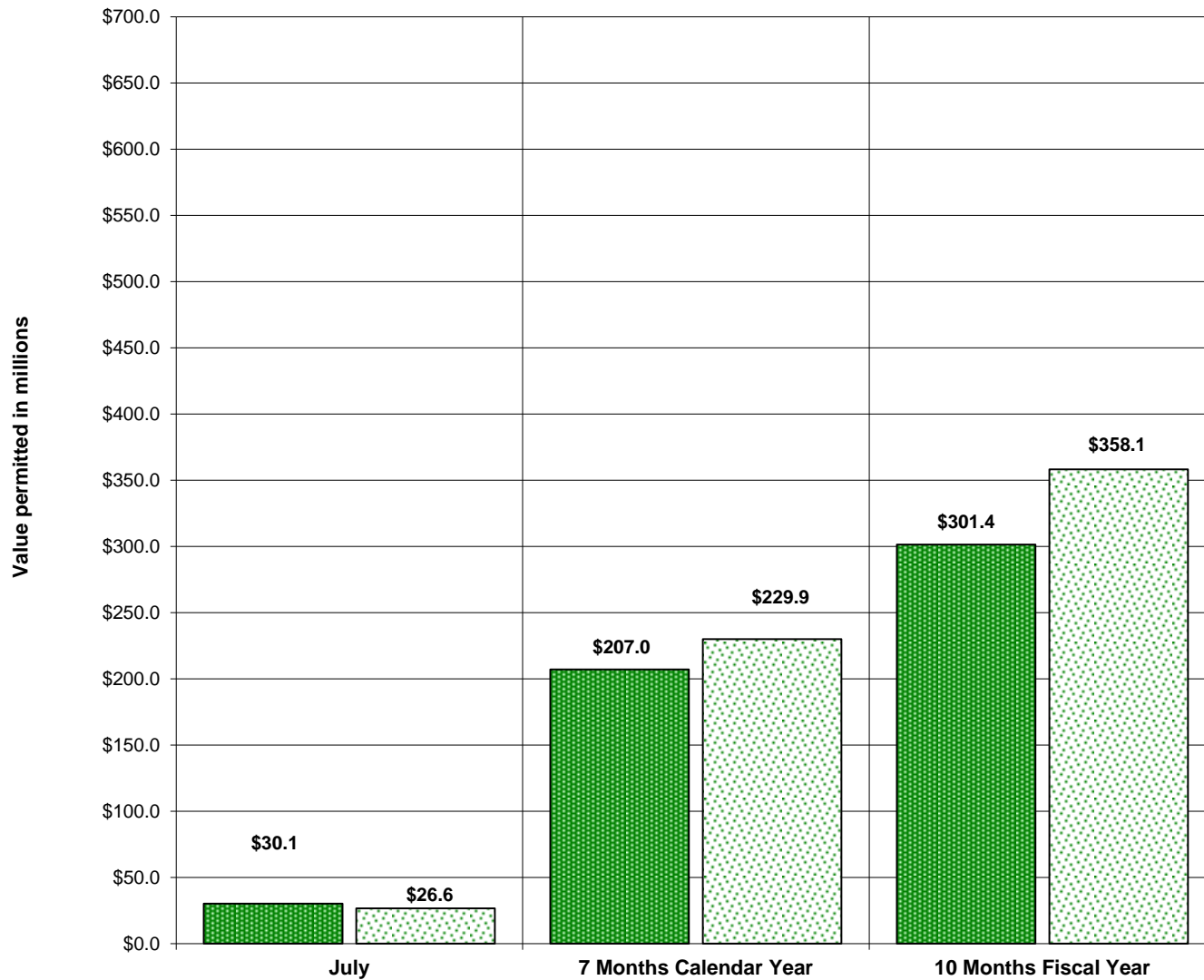
Receipts

July Report

Page 2

Receipts	2013	2014
Building Permits	\$224,485.26	\$206,971.90
Electrical Permits	\$44,512.58	\$58,075.66
Plumbing Permits	\$35,140.31	\$46,135.82
Sign Permits	\$4,763.84	\$2,030.88
Heating & Cooling Permits	\$59,792.86	\$51,295.14
Manufactured Home Permits	\$0.00	\$0.00
Plan Check Fees: Structural	\$106,653.39	\$227,909.70
Plan Check Fees: Fire Sprinkler System, Alarm System, Cooking Hood	\$34,422.14	\$43,963.55
Energy Inspection Fees	\$4,905.68	\$2,563.08
Erosion Control Program	\$13,771.25	\$17,692.50
Miscellaneous	\$0.00	\$0.00
Total	\$528,447.31	\$656,638.23

July Construction Value Report



■ 2013

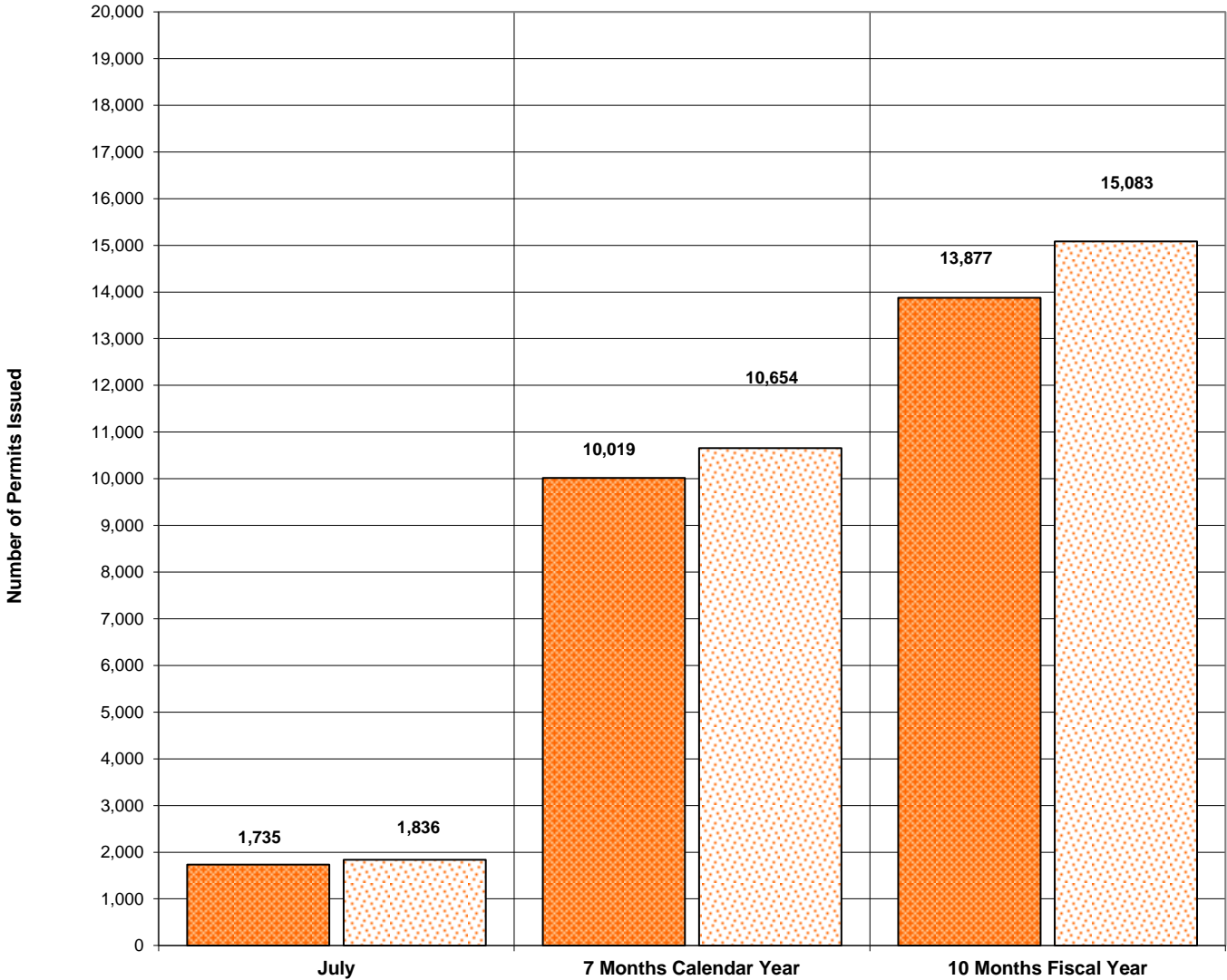
□ 2014

The value of new construction permitted in July 2014 was 12% below July 2013.

The value of new construction permitted in Calendar year 2014 construction was 11% above Calendar Year 2013.

The value of new construction permitted in 2014 was 19% above Fiscal Year 2013.

July Comparison Permits Issued

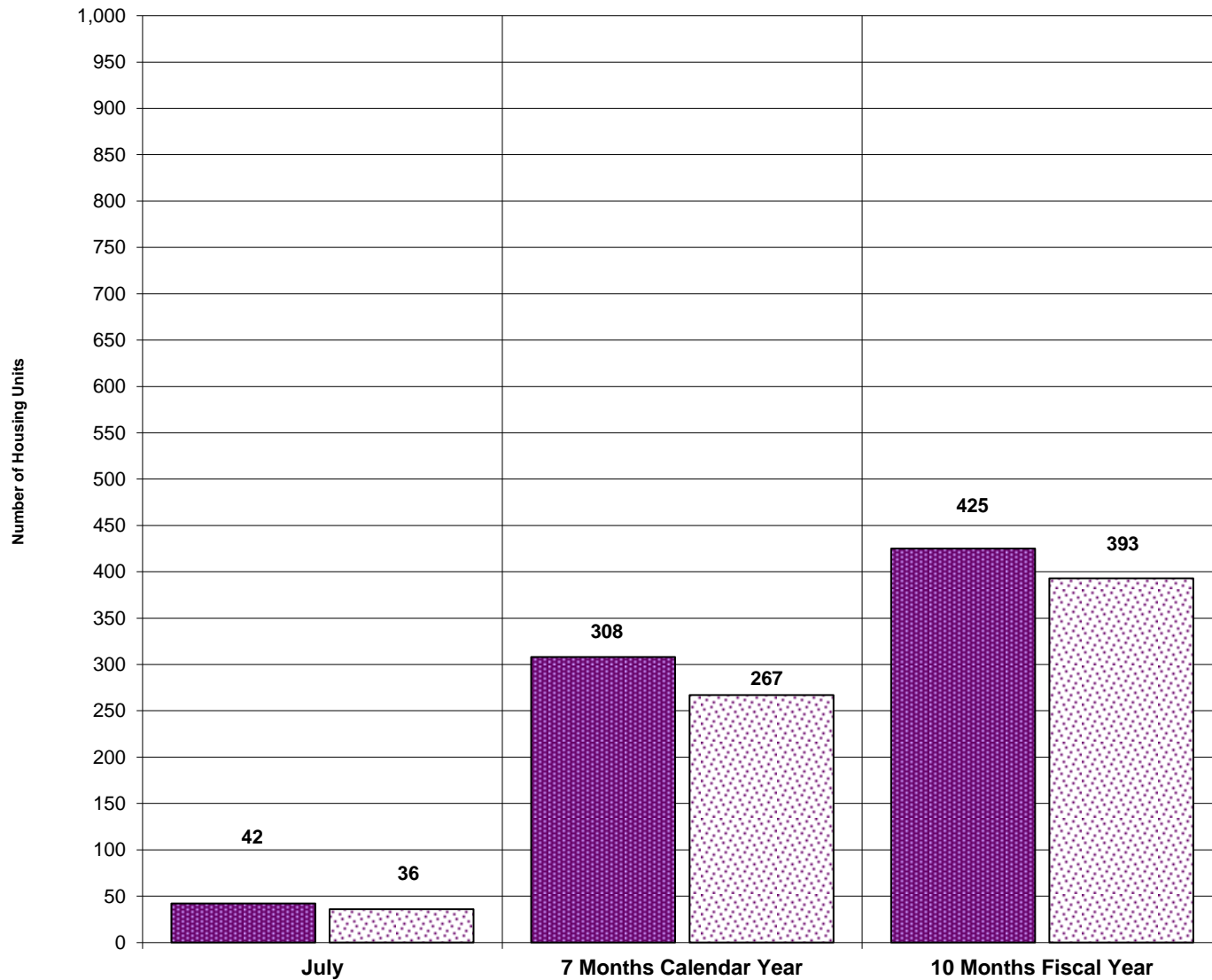


Number of permits issued in July 2014 was 6% above July 2013.

Number of permits issued in Calendar year 2014 was 6% above Calendar Year 2013.

Number of permits issued in Fiscal Year 2014 was 9% above Fiscal Year 2013.

July Single Family Housing Permits Issued

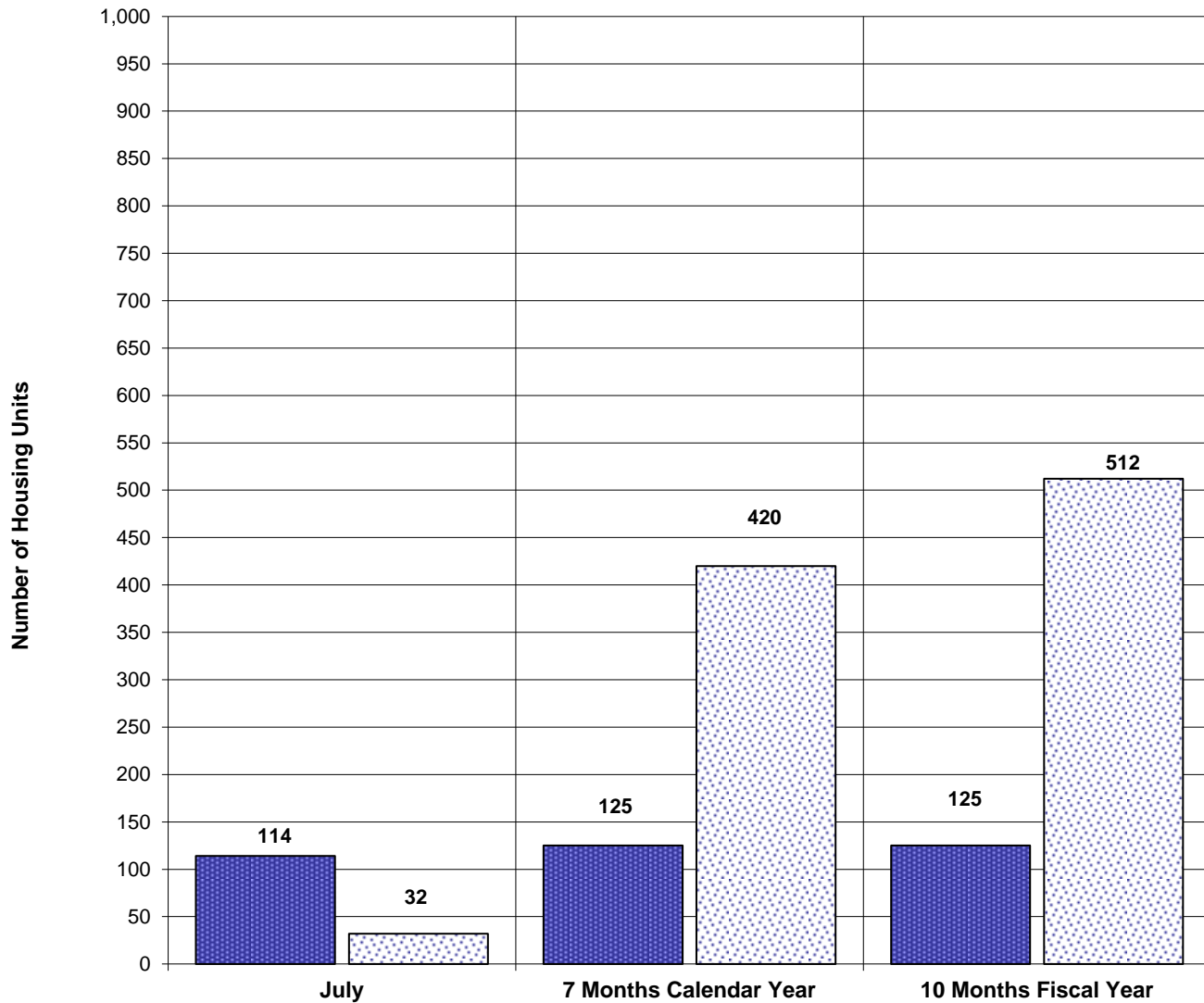


Single Family permits issued in July 2014 were 14% below July 2013.

Single family housing permits issued in Calendar year 2014 were 13% below Calendar Year 2013.

Single family housing permits issued in Fiscal Year 2014 were 8% below Fiscal Year 2013.

July Multiple Family Housing

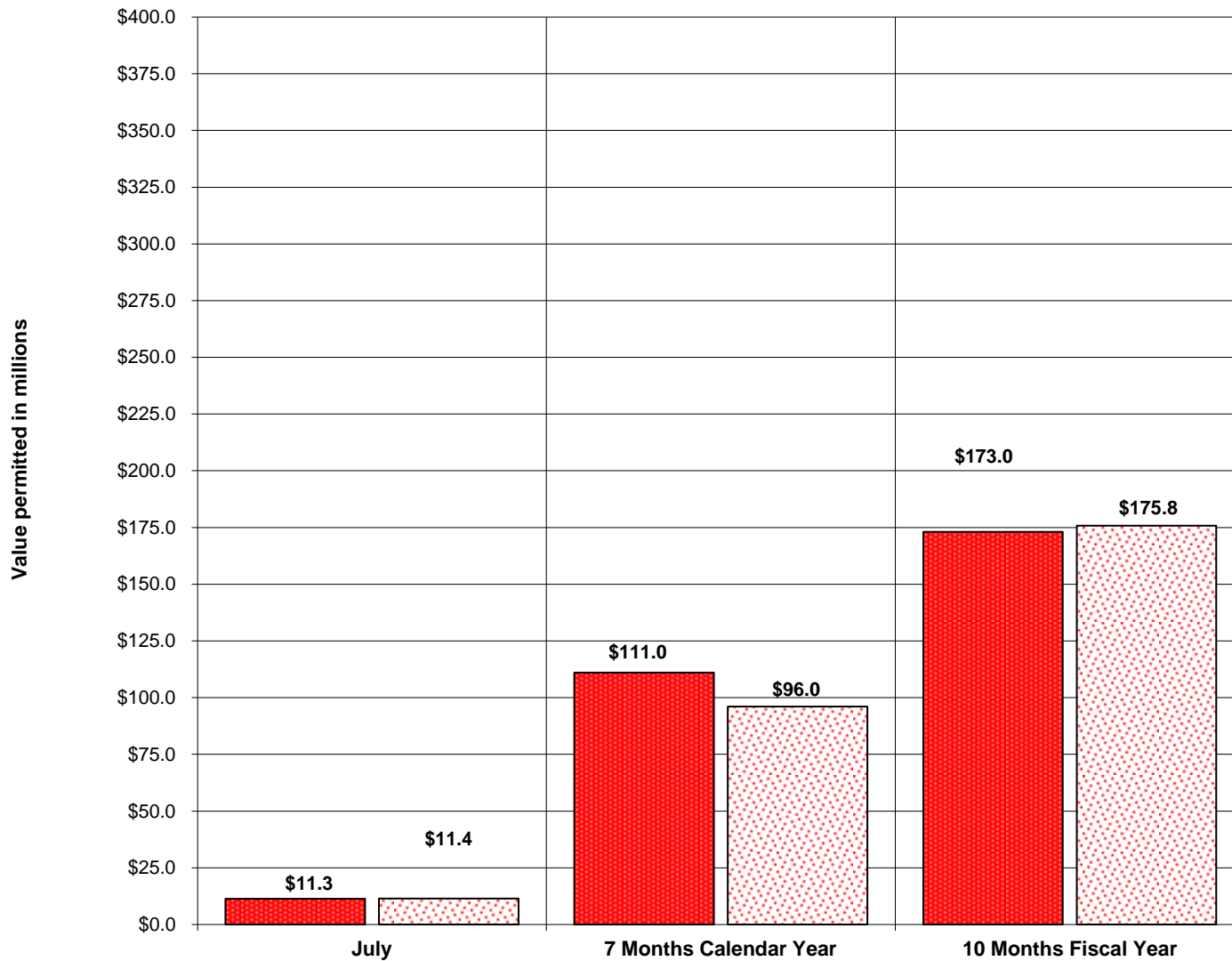


Multifamily permits issued in July 2014 were 72% below July 2013.

Multifamily permits issued in Calendar year 2014 were 236% above Calendar Year 2013.

Multifamily permits issued in Fiscal Year 2014 were 310% above Fiscal Year 2013.

July Commercial Construction Value



■ 2013

▨ 2014

The value of commercial construction in July 2014 was 1% above July 2013.

The value of commercial construction for Calendar year 2014 was 14% below Calendar Year 2013.

The value of commercial construction for Fiscal Year 2014 was 2% above Fiscal Year 2013.