

Boise City Building Construction Report

June Report

This report does not include Planning and Zoning permits.

Permits	2013	2014
Dwellings (# Structures)	46	55
<i>(Number of Living Units)</i>		
Single Family	45	36
Duplex	2	2
Triplex	0	0
Fourplex	0	72
Sixplex	0	0
Multiple	0	0
Living Units Total	47	110
Dwellings Other		
Private Garages or Carports	4	3
Res. Additions, Alt & Rep	102	140
	106	143
Commercial Construction		
Comm. Additions, Alt & Rep	102	82
New Commercial Buildings	7	8
Religious	0	0
Governmental	0	0
Educational	0	0
	109	90
Trade/Other Permits		
Signs	16	28
Electrical	290	357
Plumbing	289	337
Heating & Cooling	442	557
Fire	56	97
Erosion Control	105	144
	1,198	1,520
Razed Structures		
Dwellings	6	4
Other	4	2
	10	6
Total Permit Count (not units)	1,469	1,814

Valuations	2013	2014
Dwellings		
<i>(Value of Living Units)</i>		
Single Family	\$10,702,907.00	\$7,361,643.00
Duplex	\$195,654.00	\$236,068.00
Triplex	\$0.00	\$0.00
Fourplex	\$0.00	\$4,762,002.00
Sixplex	\$0.00	\$0.00
Multiple	\$0.00	\$0.00
	\$10,898,561.00	\$12,359,713.00
Dwellings Other		
Private Garages or Carports	\$76,604.00	\$39,120.00
Res. Additions, Alt & Rep	\$1,985,641.00	\$1,659,390.00
Total	\$2,062,245.00	\$1,698,510.00
Commercial Construction		
Comm. Additions, Alt & Rep	\$6,387,975.00	\$7,497,422.00
New Commercial Buildings	\$2,705,046.00	\$4,513,198.00
Religious	\$0.00	\$0.00
Governmental	\$0.00	\$0.00
Educational	\$0.00	\$0.00
Total	\$9,093,021.00	\$12,010,620.00
Trade/Other Permits		
Signs	\$129,755.00	\$120,373.00
Electrical	\$1,807,546.00	\$2,387,632.00
Plumbing	\$1,099,883.00	\$3,414,491.00
Heating & Cooling	\$3,832,952.00	\$5,300,751.00
Fire	\$7,725.00	\$23,015.00
Erosion Control**	\$0.00	\$0.00
Total	\$6,877,861.00	\$11,246,262.00
Razed Structures		
Dwellings	\$23,790.00	\$10,501.00
Other	\$29,440.00	\$52,500.00
Total	\$53,230.00	\$63,001.00
Total Building Valuation	\$22,236,812.00	\$26,252,217.00

See
Footnote
below.

Footnote: These valuations may be included as part of the "Dwellings, Dwellings Other, and Commercial Construction sections of this report.

** Erosion control permits and most Fire permits are not based on project value.

Total Building Valuation excludes Trades

Five Year Comparison

June Report

Page 3

Five Year Comparison

Includes Building, Electrical, Erosion, Fire, Mechanical, and Plumbing Permits

Total Number Permits Issued

6 Months 2014	8,852
6 Months 2013	8,269
6 Months 2012	7,569
6 Months 2011	6,674
6 Months 2010	7,035

Total Value of Permits Issued

6 Months 2014	\$280,749,122.42
6 Months 2013	\$218,443,520.75
6 Months 2012	\$171,790,936.00
6 Months 2011	\$139,663,433.00
6 Months 2010	\$125,676,550.00

Total Receipts for Permits Issued

6 Months 2014	\$3,237,187.84
6 Months 2013	\$2,795,266.50
6 Months 2012	\$2,613,408.65
6 Months 2011	\$1,804,929.93
6 Months 2010	\$1,956,634.36

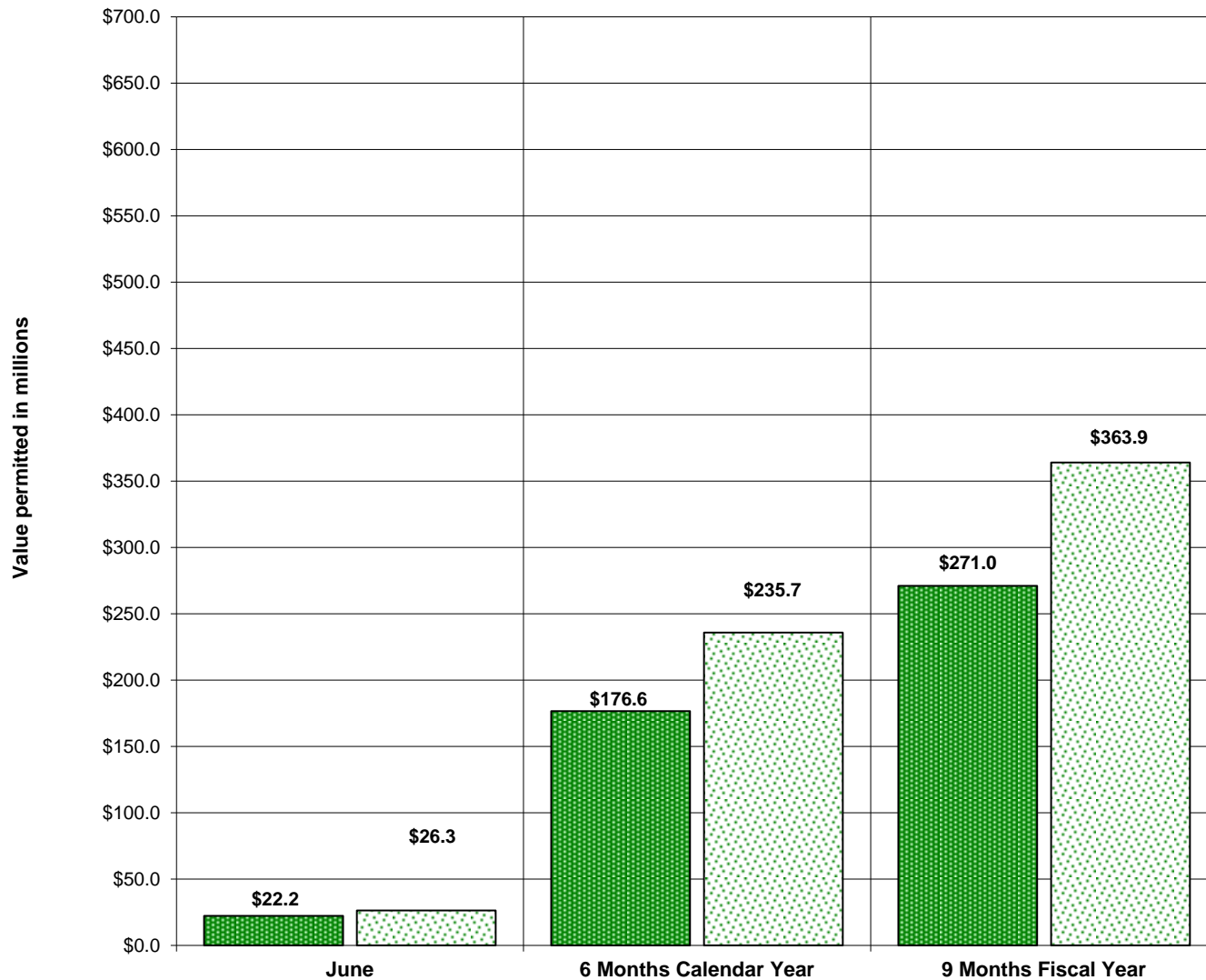
Receipts

June Report

Page 2

Receipts	2013	2014
Building Permits	\$204,388.21	\$232,538.21
Electrical Permits	\$27,147.86	\$35,941.81
Plumbing Permits	\$36,335.48	\$72,836.80
Sign Permits	\$3,038.29	\$2,231.62
Heating & Cooling Permits	\$55,095.94	\$99,764.34
Manufactured Home Permits	\$0.00	\$0.00
Plan Check Fees: Structural	\$125,373.18	\$154,706.41
Plan Check Fees: Fire Sprinkler System, Alarm System, Cooking Hood	\$28,421.64	\$45,911.86
Energy Inspection Fees	\$1,763.84	\$3,582.80
Erosion Control Program	\$13,842.50	\$13,473.75
Miscellaneous	\$0.00	\$0.00
Total	\$495,406.94	\$660,987.60

June Construction Value Report

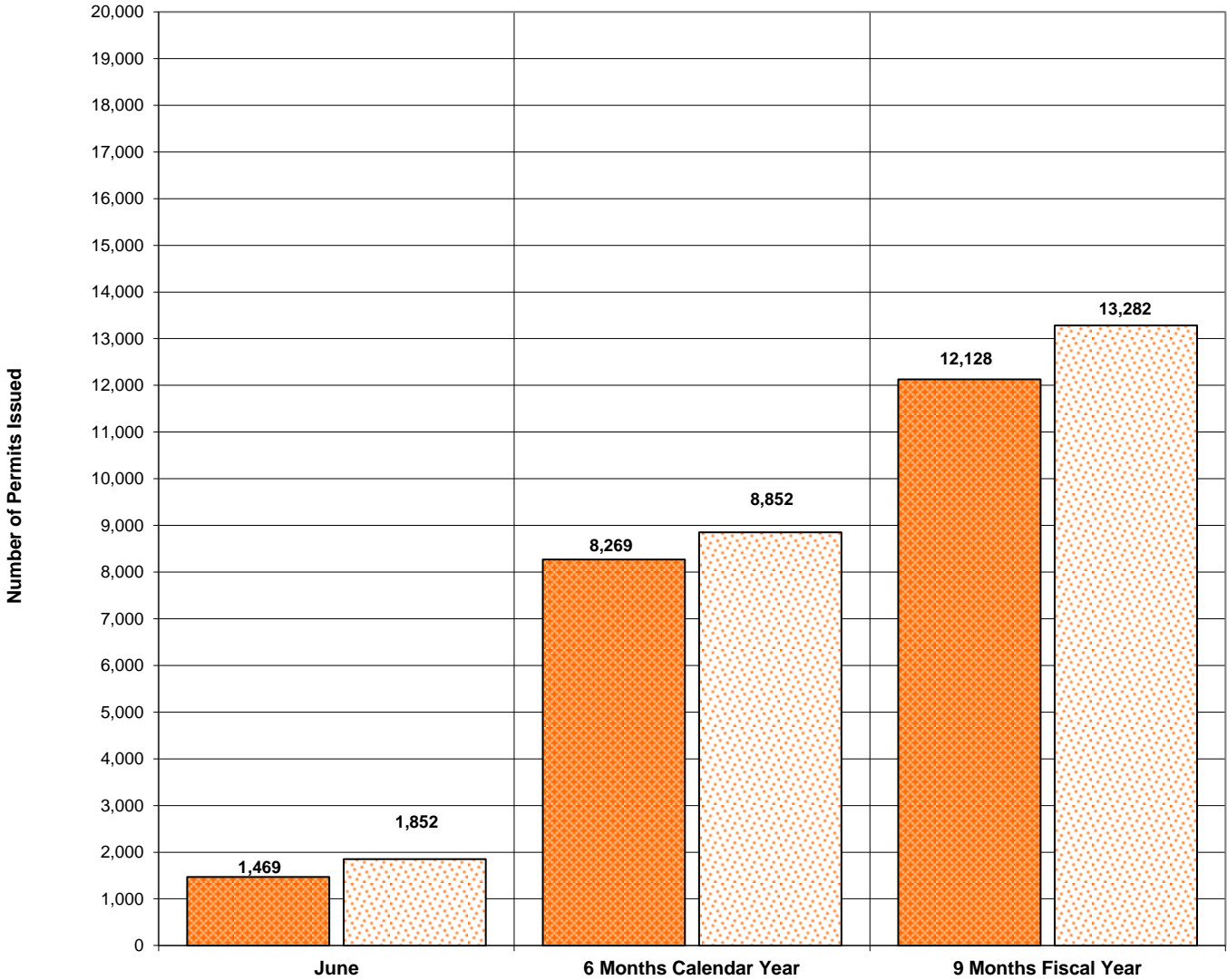


The value of new construction permitted in June 2014 was 18% above June 2013.

The value of new construction permitted in Calendar year 2014 construction was 33% above Calendar Year 2013.

The value of new construction permitted in 2014 was 34% above Fiscal Year 2013.

June Comparison Permits Issued

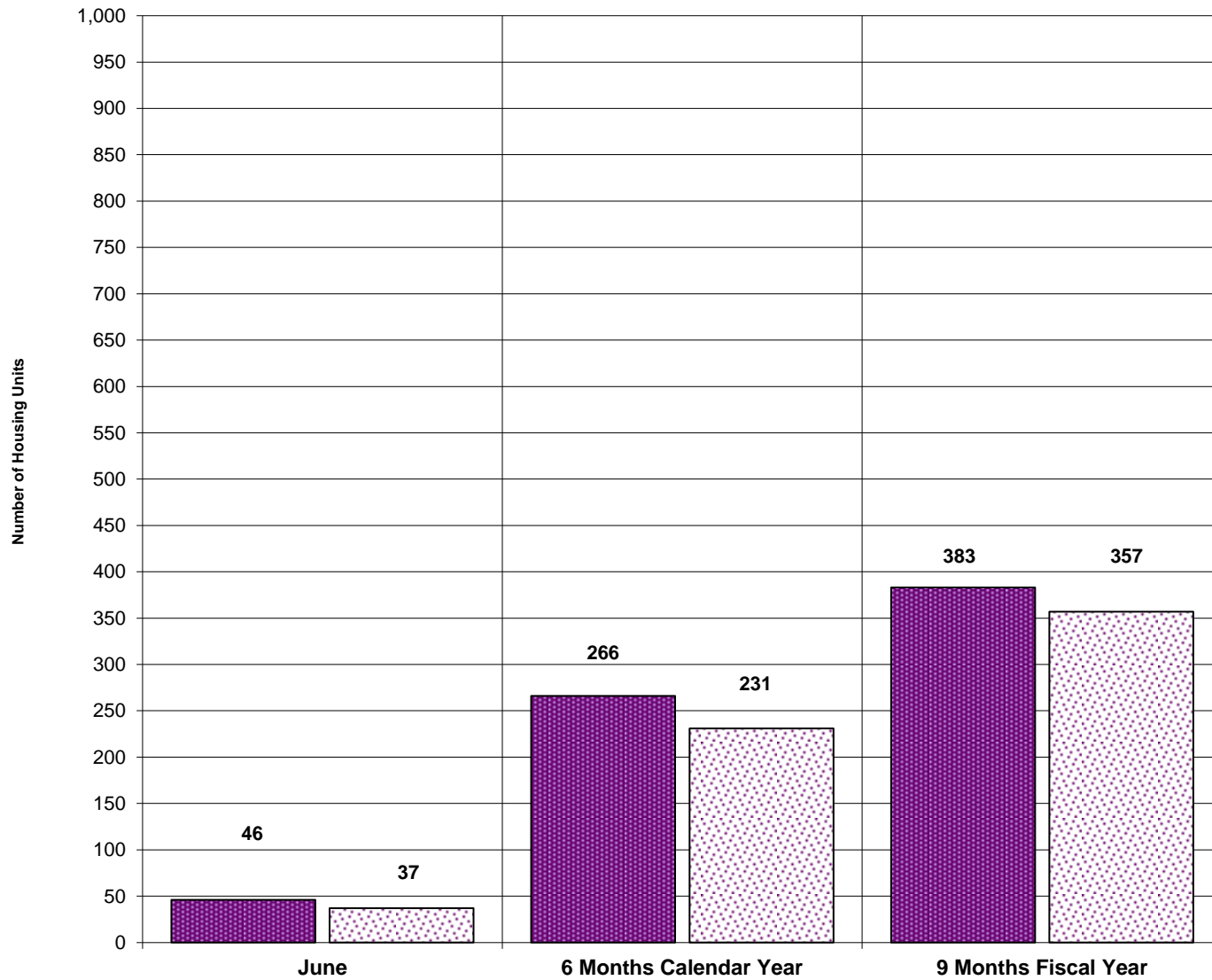


Number of permits issued in June 2014 was 26% above June 2013.

Number of permits issued in Calendar year 2014 was 7% above Calendar Year 2013.

Number of permits issued in Fiscal Year 2014 was 10% above Fiscal Year 2013.

June Single Family Housing Permits Issued

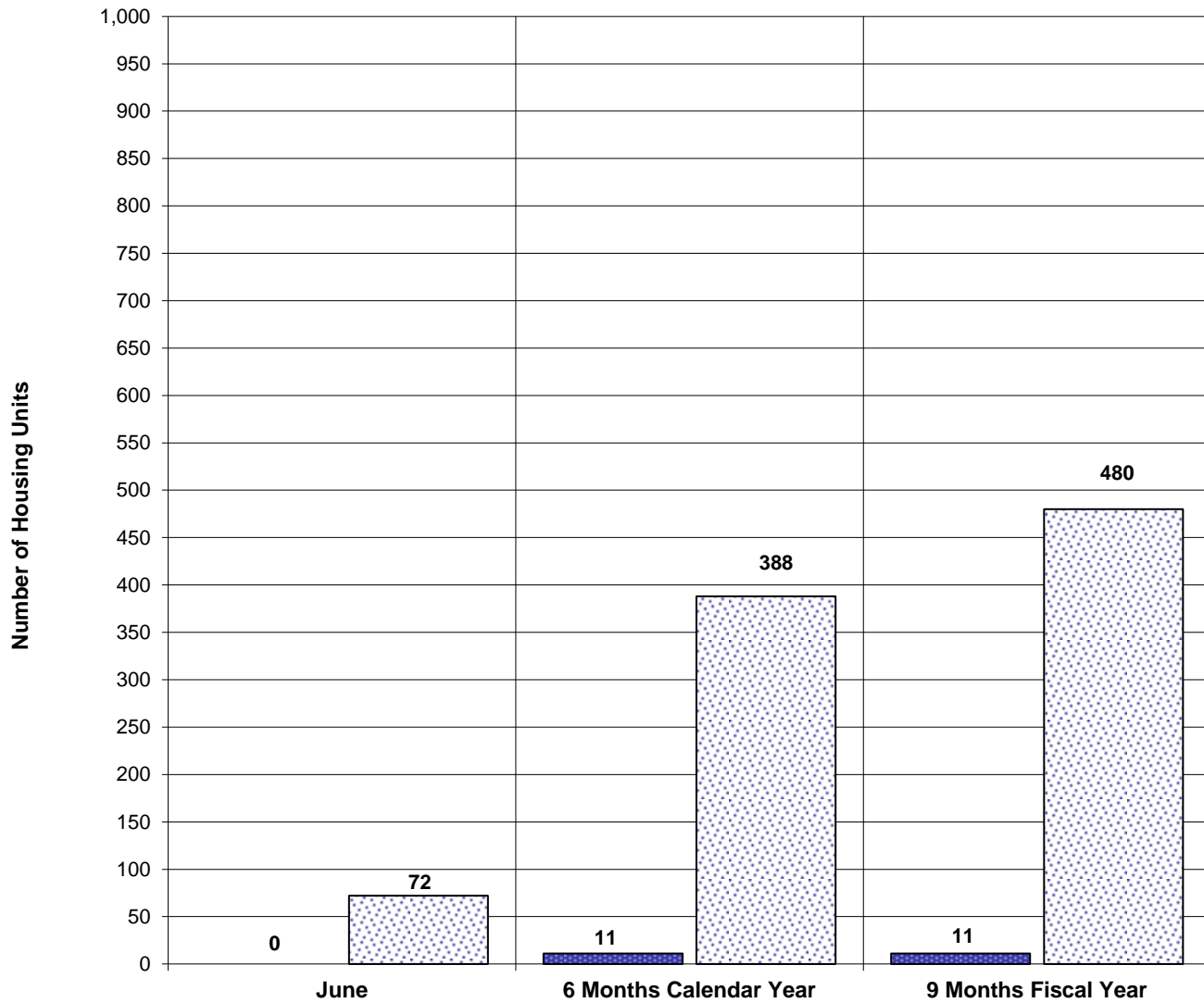


Single Family permits issued in June 2014 were 20% below June 2013.

Single family housing permits issued in Calendar year 2014 were 13% below Calendar Year 2013.

Single family housing permits issued in Fiscal Year 2014 were 7% below Fiscal Year 2013.

June Multiple Family Housing


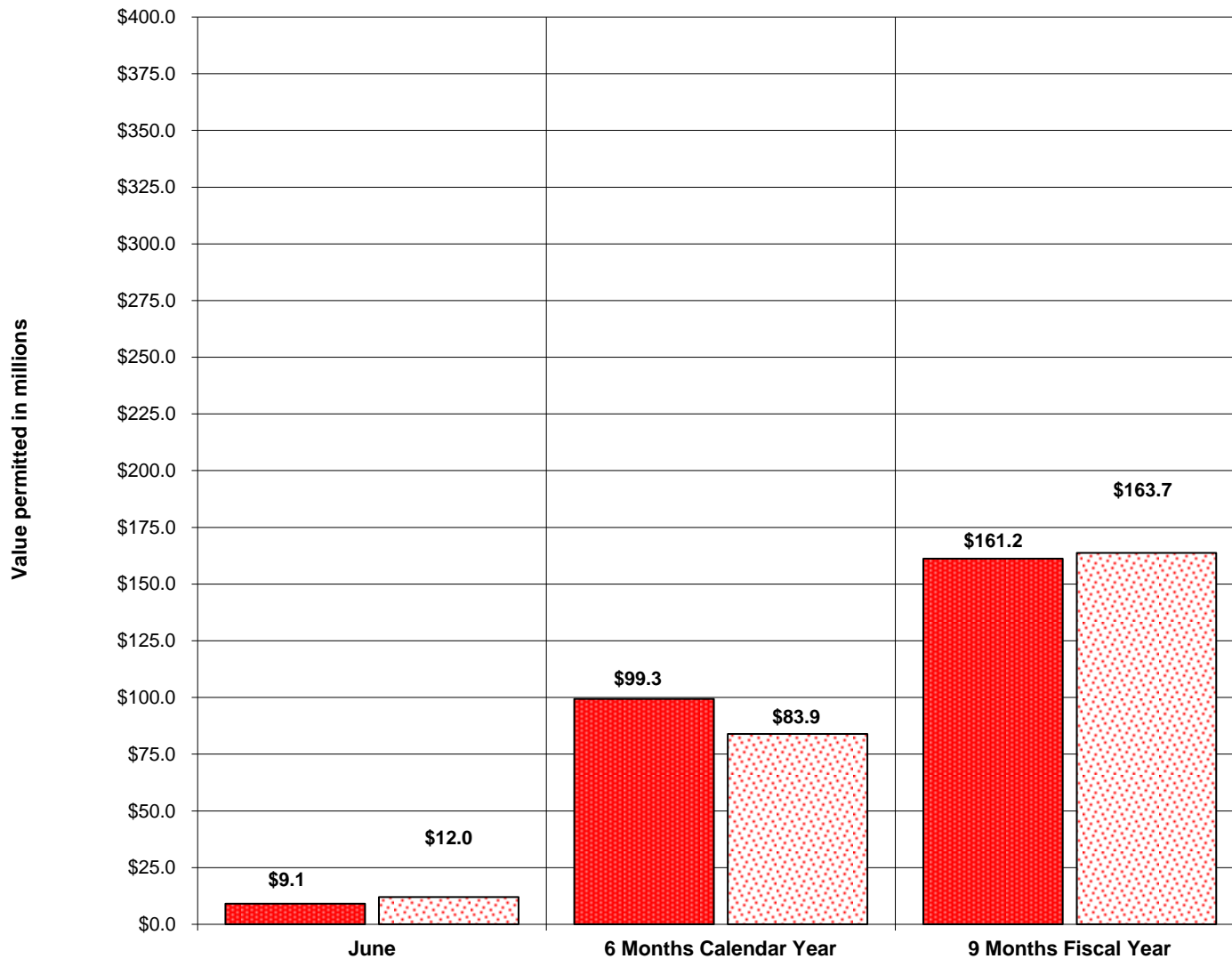


72 Multifamily permits were issued in June 2014.

Multifamily permits issued in Calendar year 2014 were 3,427.27% above Calendar Year 2013.

Multifamily permits issued in Fiscal Year 2014 were 4,264.6% above Fiscal Year 2013.

June Commercial Construction Value



The value of commercial construction in June 2014 was 32% above June 2013.

The value of commercial construction for Calendar year 2014 was 16% below Calendar Year 2013.

The value of commercial construction for Fiscal Year 2014 was 2% above Fiscal Year 2013.