

# Boise City Building Construction Report

## April Report

This report does not include Planning and Zoning permits.

Permits	2013	2014
<b>Dwellings (# Structures)</b>	<b>39</b>	<b>32</b>
<i>(Number of Living Units)</i>		
Single Family	39	30
Duplex	0	2
Triplex	0	0
Fourplex	0	4
Sixplex	0	0
Multiple	0	0
<b>Living Units Total</b>	<b>39</b>	<b>36</b>
<b>Dwellings Other</b>		
Private Garages or Carports	8	8
Res. Additions, Alt & Rep	98	125
	<b>106</b>	<b>133</b>
<b>Commercial Construction</b>		
Comm. Additions, Alt & Rep	80	86
New Commercial Buildings	3	4
Religious	0	0
Governmental	0	0
Educational	0	0
	<b>83</b>	<b>90</b>
<b>Trade/Other Permits</b>		
Signs	20	19
Electrical	322	303
Plumbing	347	348
Heating & Cooling	388	417
Fire	52	49
Erosion Control	91	90
	<b>1,220</b>	<b>1,226</b>
<b>Razed Structures</b>		
Dwellings	3	6
Other	5	1
	<b>8</b>	<b>7</b>
<b>Total Permit Count (not units)</b>	<b>1,456</b>	<b>1,488</b>

Valuations	2013	2014
<b>Dwellings</b>		
<i>(Value of Living Units)</i>		
Single Family	\$8,925,085.00	\$8,371,938.00
Duplex	\$0.00	\$222,709.00
Triplex	\$0.00	\$0.00
Fourplex	\$0.00	\$205,000.00
Sixplex	\$0.00	\$0.00
Multiple	\$0.00	\$0.00
	<b>\$8,925,085.00</b>	<b>\$8,799,647.00</b>
<b>Dwellings Other</b>		
Private Garages or Carports	\$76,876.00	\$133,377.00
Res. Additions, Alt & Rep	\$1,521,627.00	\$2,010,284.00
<b>Total</b>	<b>\$1,598,503.00</b>	<b>\$2,143,661.00</b>
<b>Commercial Construction</b>		
Comm. Additions, Alt & Rep	\$8,028,603.75	\$11,370,522.00
New Commercial Buildings	\$150,626.00	\$623,880.99
Religious	\$0.00	\$0.00
Governmental	\$0.00	\$0.00
Educational	\$0.00	\$0.00
<b>Total</b>	<b>\$8,179,229.75</b>	<b>\$11,994,402.99</b>
<b>Trade/Other Permits</b>		
Signs	\$162,462.00	\$133,880.00
Electrical	\$2,554,628.00	\$2,027,282.00
Plumbing	\$1,396,740.00	\$1,394,358.00
Heating & Cooling	\$3,052,048.00	\$3,217,949.00
Fire	\$900.00	\$950.00
Erosion Control**	\$0.00	\$0.00
<b>Total</b>	<b>\$7,166,778.00</b>	<b>\$6,774,419.00</b>
<b>Razed Structures</b>		
Dwellings	\$10,500.00	\$21,600.00
Other	\$187,500.00	\$501.00
<b>Total</b>	<b>\$198,000.00</b>	<b>\$22,101.00</b>
<b>Total Building Valuation</b>	<b>\$19,063,279.75</b>	<b>\$23,093,691.99</b>

See  
Footnote  
below.

Footnote: These valuations may be included as part of the "Dwellings, Dwellings Other, and Commercial Construction sections of this report.

\*\* Erosion control permits and most Fire permits are not based on project value.

Total Building Valuation excludes Trades

# Five Year Comparison

## April Report

Page 3

### Five Year Comparison

*Includes Building, Electrical, Erosion, Fire, Mechanical, and Plumbing Permits*

#### Total Number Permits Issued

4 Months 2014	5,437
4 Months 2013	5,178
4 Months 2012	4,478
4 Months 2011	4,131
4 Months 2010	4,534

#### Total Value of Permits Issued

4 Months 2014	\$167,844,445.13
4 Months 2013	\$145,167,564.75
4 Months 2012	\$94,750,285.00
4 Months 2011	\$92,692,020.00
4 Months 2010	\$77,049,620.00

#### Total Receipts for Permits Issued

4 Months 2014	\$1,990,621.87
4 Months 2013	\$1,817,027.86
4 Months 2012	\$1,632,591.95
4 Months 2011	\$1,135,540.21
4 Months 2010	\$1,315,440.99

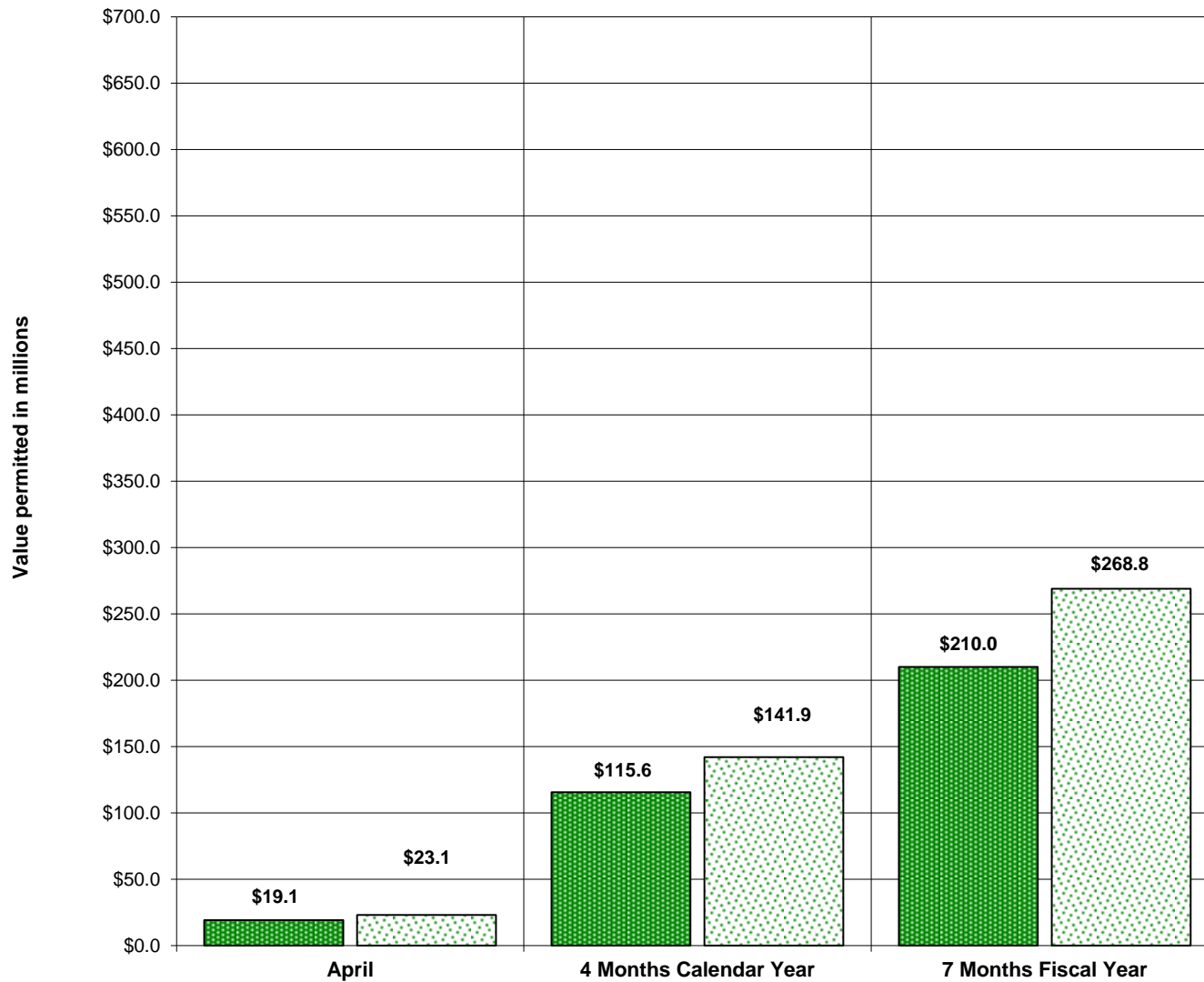
# Receipts

## April Report

Page 2

<b>Receipts</b>	<b>2013</b>	<b>2014</b>
Building Permits	\$169,342.72	\$165,997.24
Electrical Permits	\$33,498.87	\$29,532.65
Plumbing Permits	\$34,736.07	\$38,448.35
Sign Permits	\$3,248.83	\$3,314.82
Heating & Cooling Permits	\$37,552.44	\$59,348.89
Manufactured Home Permits	\$0.00	\$0.00
Plan Check Fees: Structural	\$72,142.70	\$88,782.36
Plan Check Fees: Fire Sprinkler System, Alarm System, Cooking Hood	\$23,483.93	\$20,642.72
Energy Inspection Fees	\$1,570.92	\$1,598.48
Erosion Control Program	\$14,929.38	\$12,955.00
Miscellaneous	\$0.00	\$0.00
<b>Total</b>	<b>\$390,505.86</b>	<b>\$420,620.51</b>

# April Construction Value Report



■ 2013

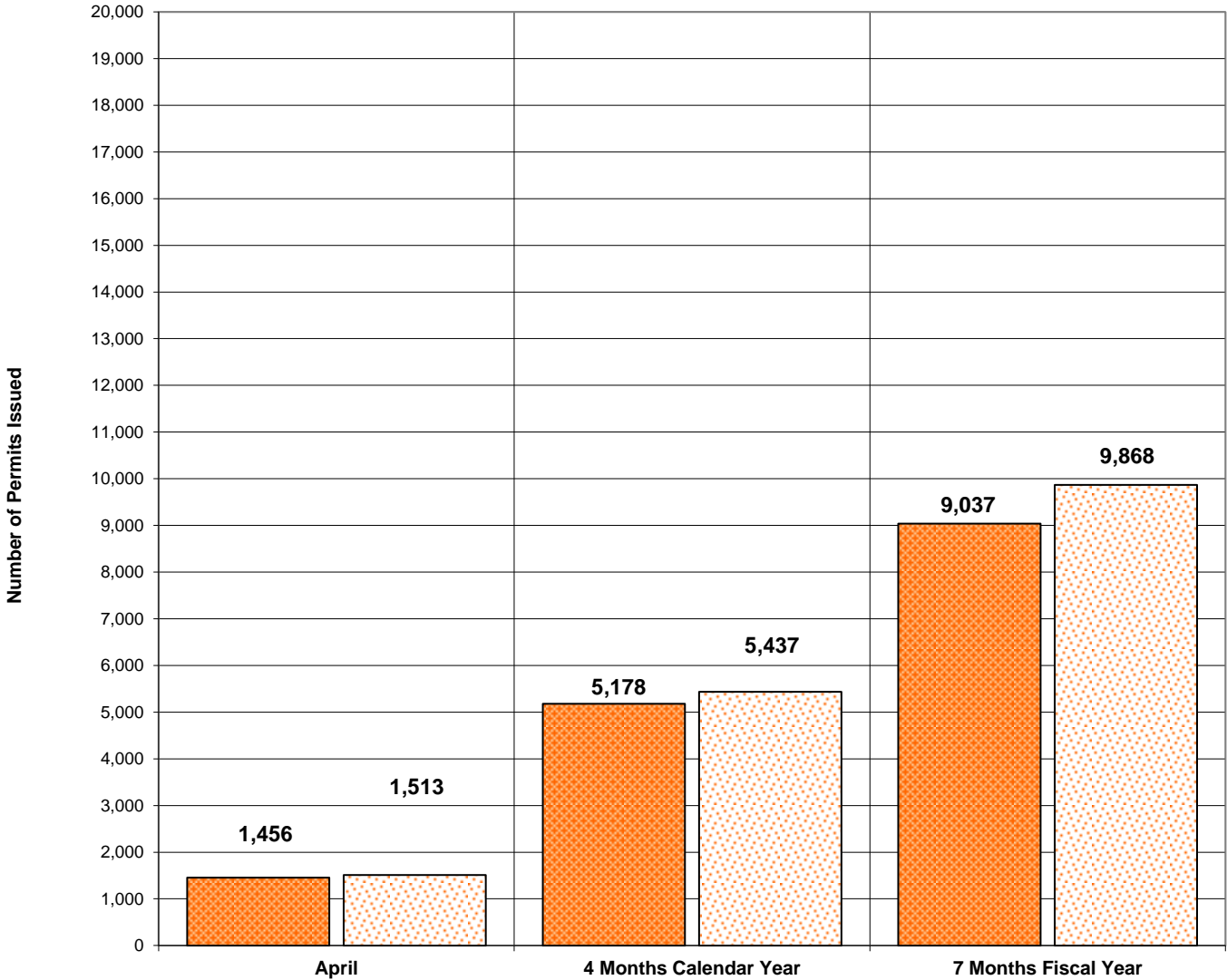
▨ 2014

The value of new construction permitted in April 2014 was 21% above April 2013.

The value of new construction permitted in Calendar year 2014 construction was 23% above Calendar Year 2013.

The value of new construction permitted in 2014 was 28% above Fiscal Year 2013.

# April Comparison Permits Issued

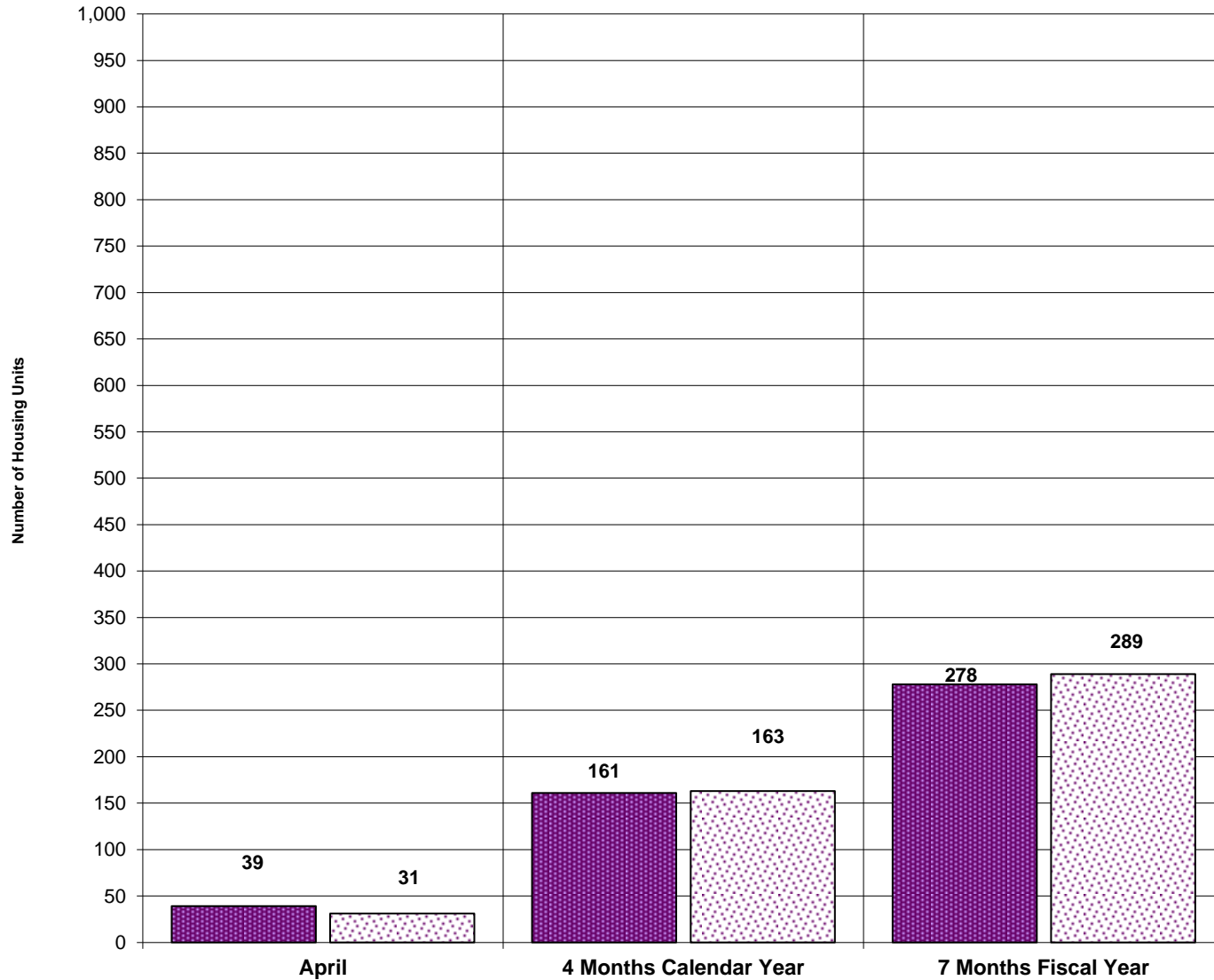


Number of permits issued in April 2014 was 4% above April 2013.

Number of permits issued in Calendar year 2014 was 5% above Calendar Year 2013.

Number of permits issued in Fiscal Year 2014 was 9% above Fiscal Year 2013.

# April Single Family Housing Permits Issued

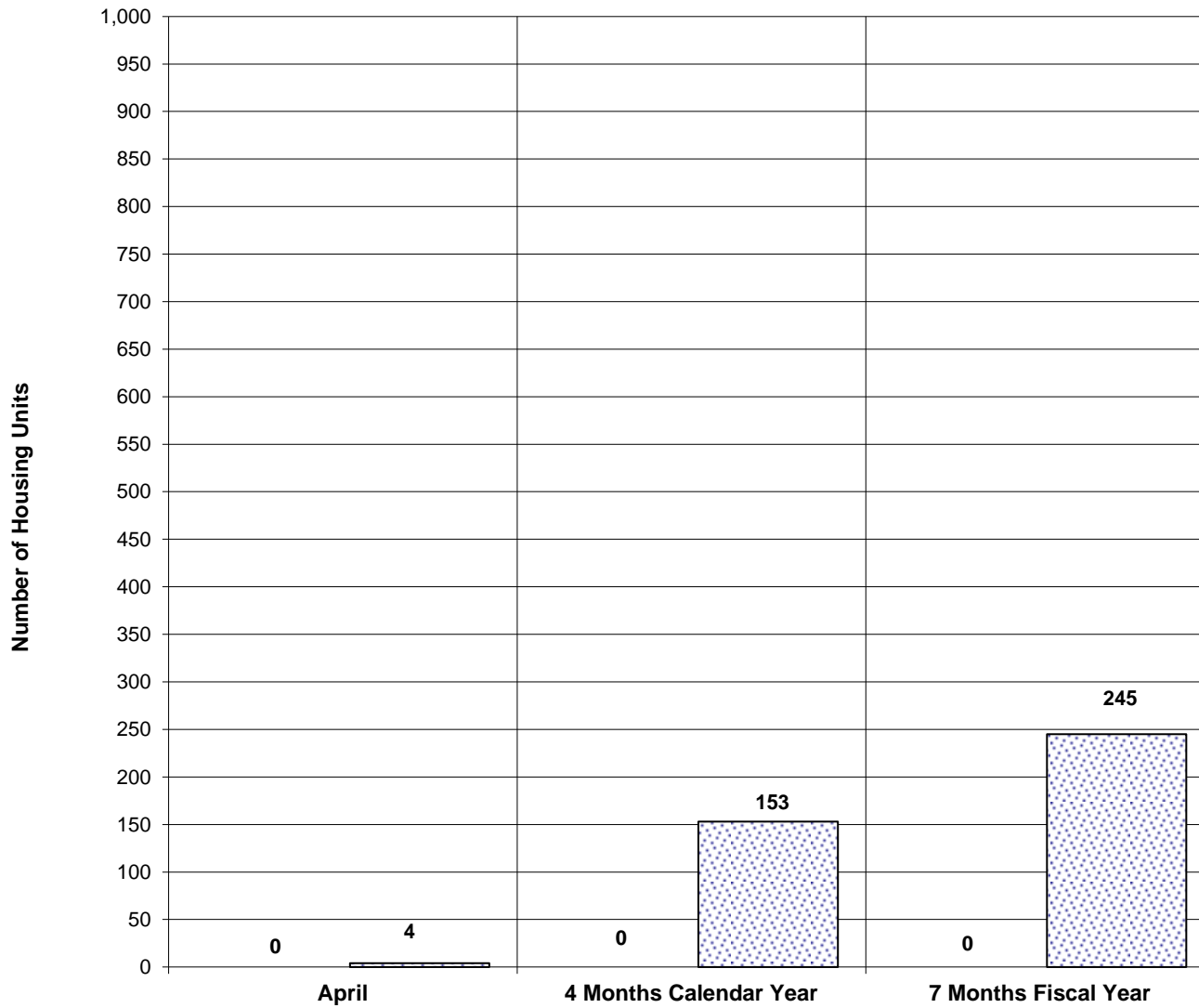


Single Family permits issued in April 2014 were 21% below April 2013.

Single family housing permits issued in Calendar year 2014 were 1% above Calendar Year 2013.

Single family housing permits issued in Fiscal Year 2014 were 4% above Fiscal Year 2013.

# April Multiple Family Housing

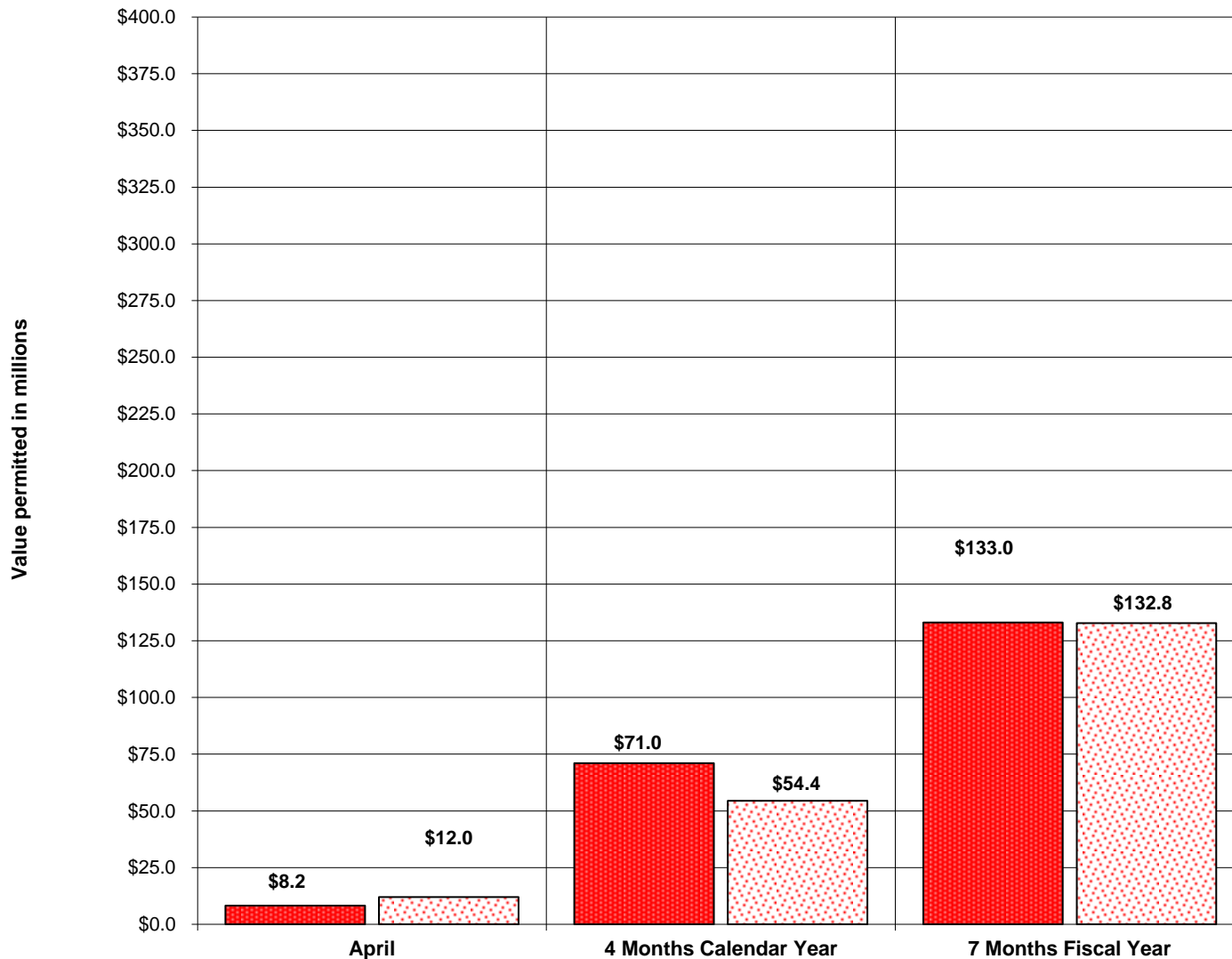


Multifamily permits increased by 4 dwelling units above April 2013.

Multifamily permits increased by 153 dwelling units above Calendar Year 2013.

Multifamily permits increased by 245 dwelling units above Fiscal Year 2013.

# April Commercial Construction Value



The value of commercial construction in April 2014 was 46% above April 2013.

The value of commercial construction for Calendar year 2014 was 23% below Calendar Year 2013.

The value of commercial construction for Fiscal Year 2014 was less than 1% below Fiscal Year 2013.