

Boise City Building Construction Report

January Report

This report does not include Planning and Zoning permits.

Permits	2013	2014
Dwellings (# Structures)	39	22
<i>(Number of Living Units)</i>		
Single Family	39	20
Duplex	0	4
Triplex	0	0
Fourplex	0	0
Sixplex	0	0
Multiple	0	0
Living Units Total	39	24
Dwellings Other		
Private Garages or Carports	2	5
Res. Additions, Alt & Rep	37	67
	39	72
Commercial Construction		
Comm. Additions, Alt & Rep	64	66
New Commercial Buildings	1	1
Religious	0	0
Governmental	0	0
Educational	0	0
	65	67
Trade/Other Permits		
Signs	11	20
Electrical	200	243
Plumbing	170	249
Heating & Cooling	510	452
Fire	38	82
Erosion Control	61	51
	990	1,097
Razed Structures		
Dwellings	7	9
Other	0	1
	7	10
Total Permit Count (not units)	1,140	1,268

Valuations	2013	2014
Dwellings		
<i>(Value of Living Units)</i>		
Single Family	\$9,323,983.00	\$5,311,275.00
Duplex	\$0.00	\$641,886.00
Triplex	\$0.00	\$0.00
Fourplex	\$0.00	\$0.00
Sixplex	\$0.00	\$0.00
Multiple	\$0.00	\$0.00
	\$9,323,983.00	\$5,953,161.00
Dwellings Other		
Private Garages or Carports	\$17,388.00	\$68,700.00
Res. Additions, Alt & Rep	\$719,258.00	\$823,804.00
Total	\$736,646.00	\$892,504.00
Commercial Construction		
Comm. Additions, Alt & Rep	\$36,640,954.00	\$8,329,006.00
New Commercial Buildings	\$2,808,024.00	\$234,750.00
Religious	\$0.00	\$0.00
Governmental	\$0.00	\$0.00
Educational	\$0.00	\$0.00
Total	\$39,448,978.00	\$8,563,756.00
Trade/Other Permits		
Signs	\$49,768.00	\$86,786.00
Electrical	\$2,380,860.00	\$2,951,299.00
Plumbing	\$2,422,728.00	\$1,848,137.00
Heating & Cooling	\$5,069,106.00	\$4,525,985.00
Fire	\$3,050.00	\$15,165.00
Erosion Control**	\$0.00	\$0.00
Total	\$9,925,512.00	\$9,427,372.00
Razed Structures		
Dwellings	\$25,500.00	\$49,910.00
Other	\$0.00	\$97,000.00
Total	\$25,500.00	\$146,910.00
Total Building Valuation	\$49,584,875.00	\$15,643,117.00

See
Footnote
below.

Footnote: These valuations may be included as part of the "Dwellings, Dwellings Other, and Commercial Construction sections of this report.

** Erosion control permits and most Fire permits are not based on project value.

Total Building Valuation excludes Trades

Five Year Comparison

January Report

Page 3

Five Year Comparison

Includes Building, Electrical, Erosion, Fire, Mechanical, and Plumbing Permits

Total Number Permits Issued

1 Months 2014	1,268
1 Months 2013	1,140
1 Months 2012	963
1 Months 2011	967
1 Months 2010	914

Total Value of Permits Issued

1 Months 2014	\$24,983,703.00
1 Months 2013	\$59,460,619.00
1 Months 2012	\$17,361,795.00
1 Months 2011	\$16,793,505.00
1 Months 2010	\$14,675,585.00

Total Receipts for Permits Issued

1 Months 2014	\$448,991.35
1 Months 2013	\$483,386.56
1 Months 2012	\$416,011.03
1 Months 2011	\$277,105.71
1 Months 2010	\$296,906.41

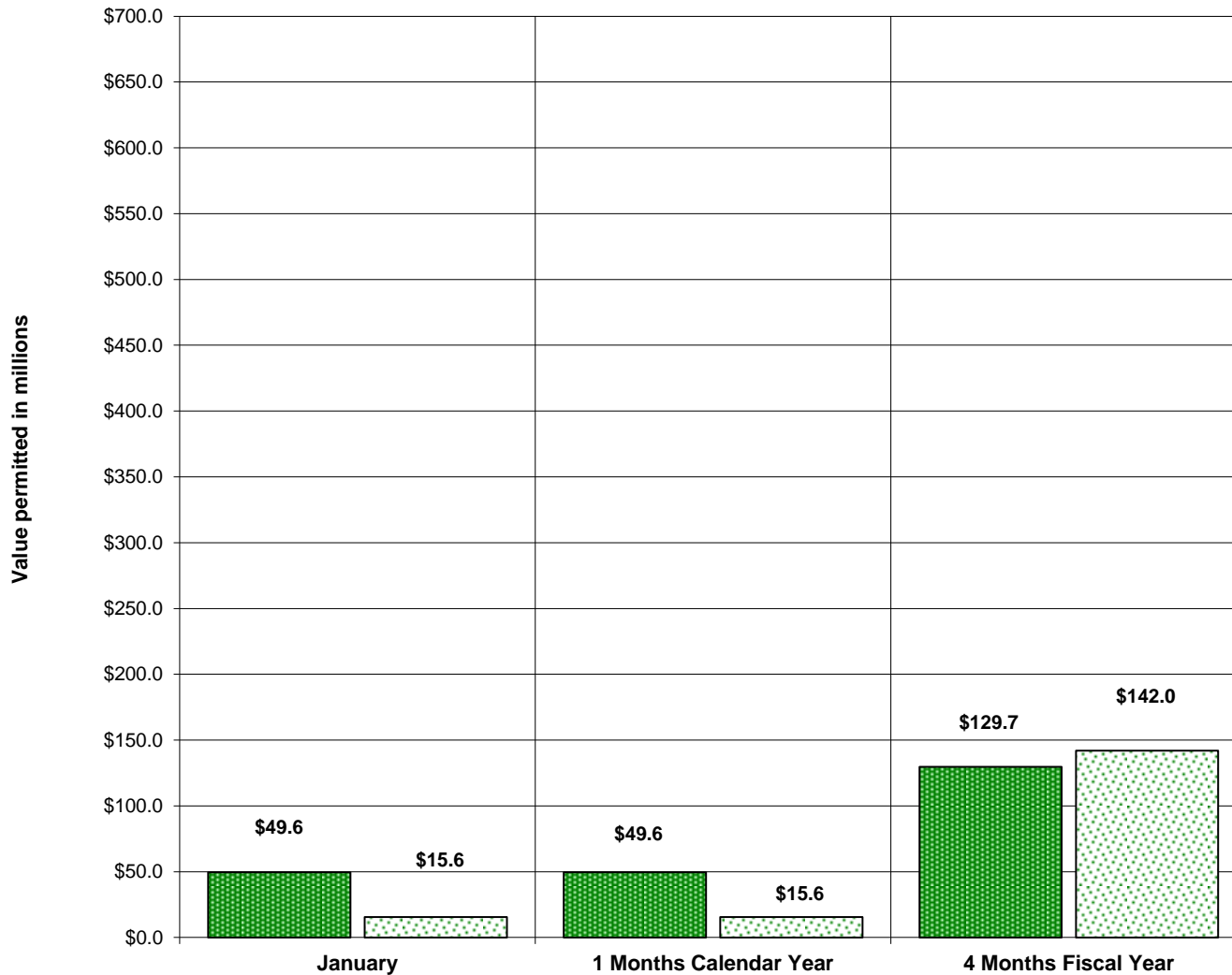
Receipts

January Report

Page 2

Receipts	2013	2014
Building Permits	\$167,603.25	\$127,728.68
Electrical Permits	\$34,534.81	\$40,116.40
Plumbing Permits	\$49,712.02	\$53,437.40
Sign Permits	\$1,119.76	\$2,353.87
Heating & Cooling Permits	\$84,241.27	\$90,250.35
Manufactured Home Permits	\$0.00	\$0.00
Plan Check Fees: Structural	\$115,337.55	\$94,428.95
Plan Check Fees: Fire Sprinkler System, Alarm System, Cooking Hood	\$23,360.34	\$32,534.65
Energy Inspection Fees	\$1,240.20	\$799.24
Erosion Control Program	\$7,166.25	\$9,431.31
Miscellaneous	\$0.00	\$0.00
Total	\$484,315.45	\$451,080.85

January Construction Value Report



■ 2013

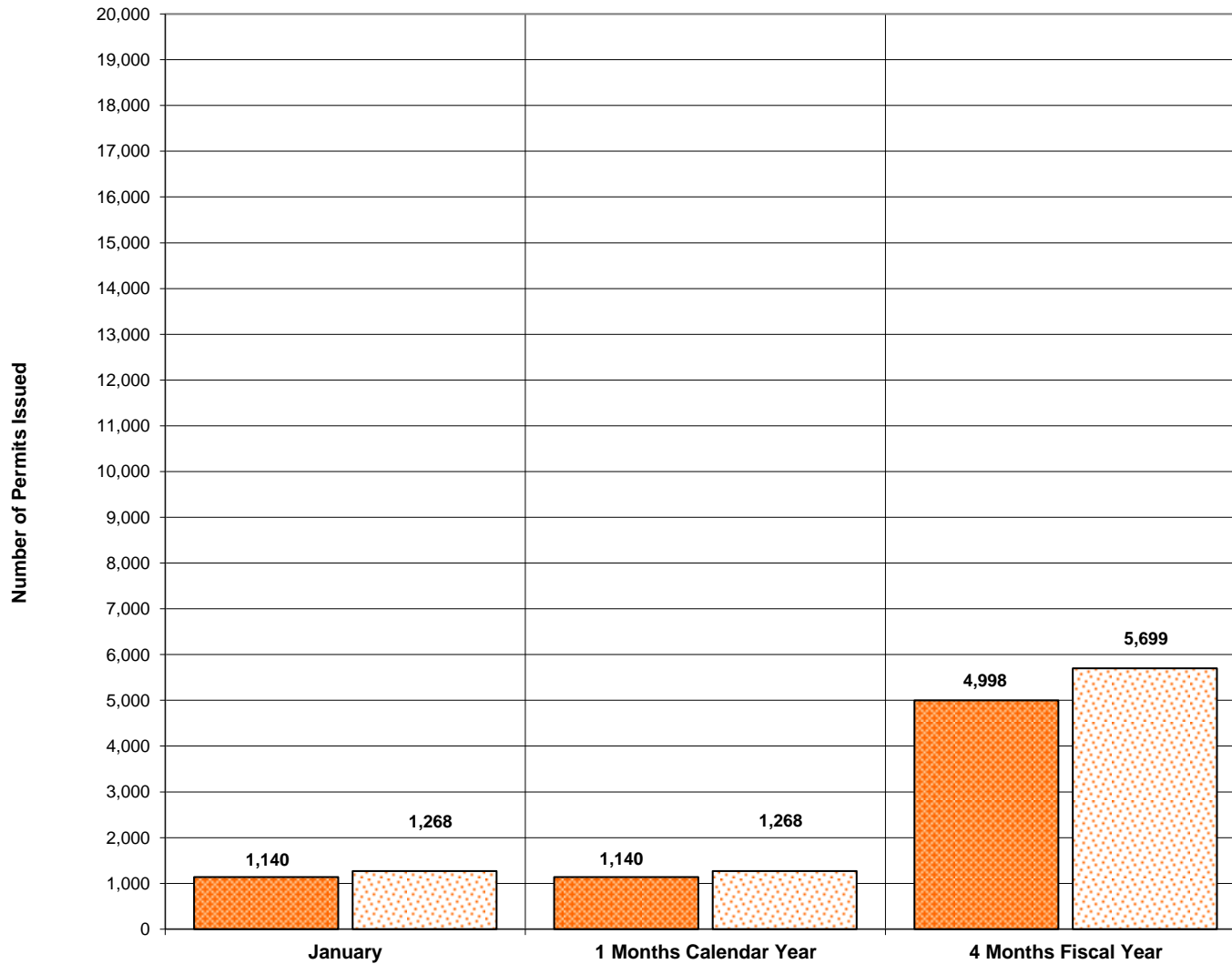
▨ 2014

The value of new construction permitted in January 2014 was 69% below January 2013.

The value of new construction permitted in Calendar year 2014 construction was 69% below Calendar Year 2013.

The value of new construction permitted in 2014 was 9% above Fiscal Year 2013.

January Comparison Permits Issued



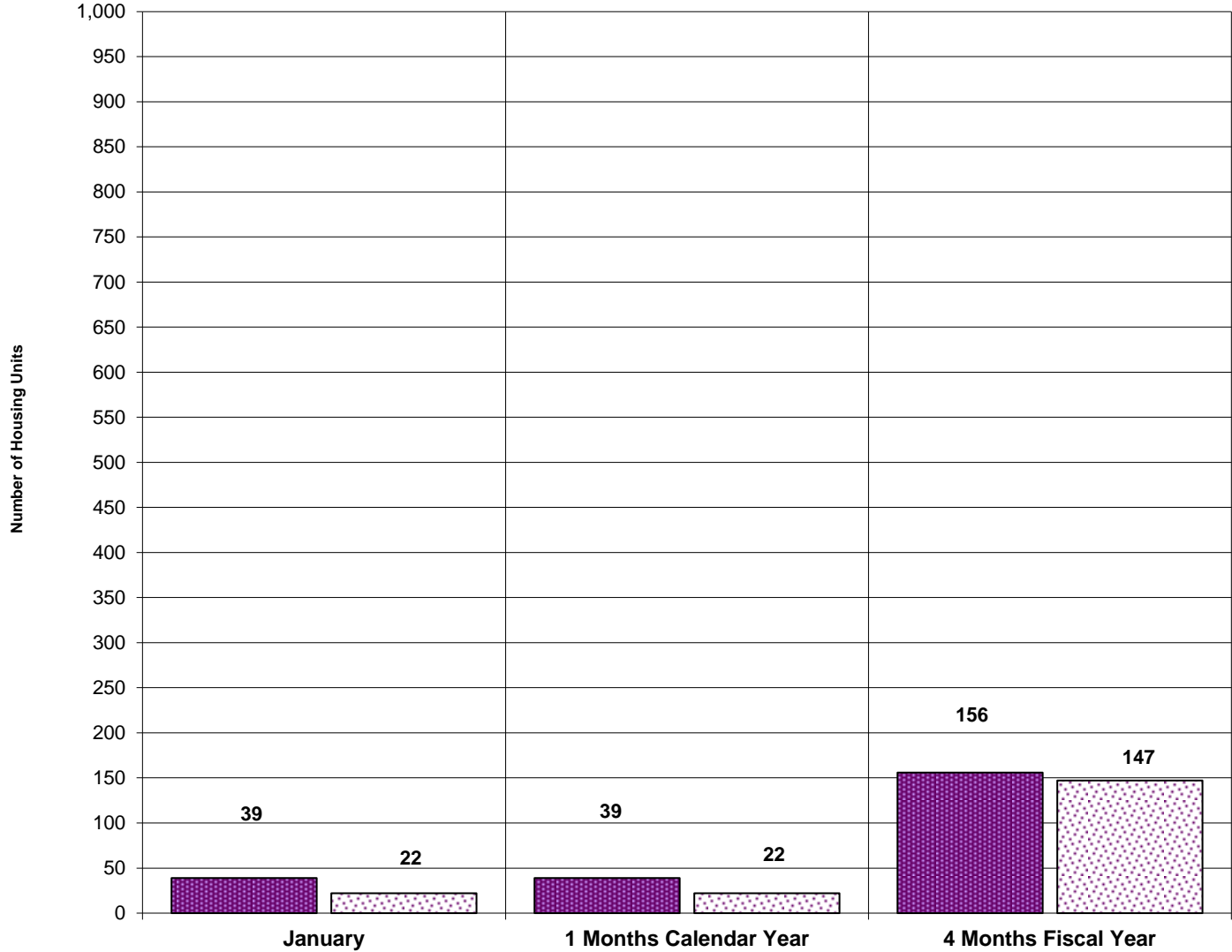
■ 2013 □ 2014

Number of permits issued in January 2014 was 11% above January 2013.

Number of permits issued in Calendar year 2014 was 11% above Calendar Year 2013.

Number of permits issued in Fiscal Year 2014 was 14% above Fiscal Year 2013.

January Single Family Housing Permits Issued



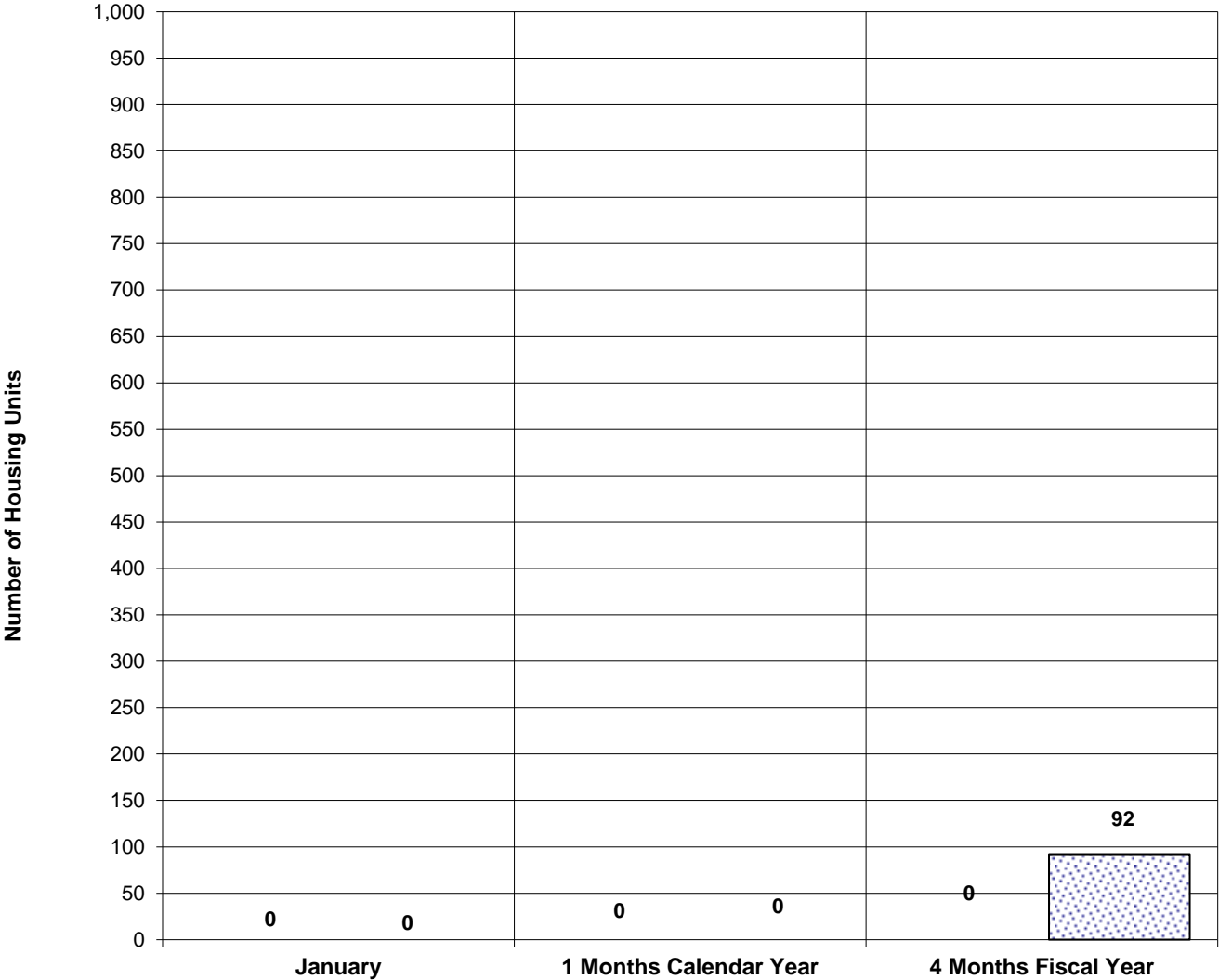
■ 2013 □ 2014

Single Family permits issued in January 2014 were 44% below January 2013.

Single family housing permits issued in Calendar year 2014 were 44% below Calendar Year 2013.

Single family housing permits issued in Fiscal Year 2014 were 6% below Fiscal Year 2013.

January Multiple Family Housing



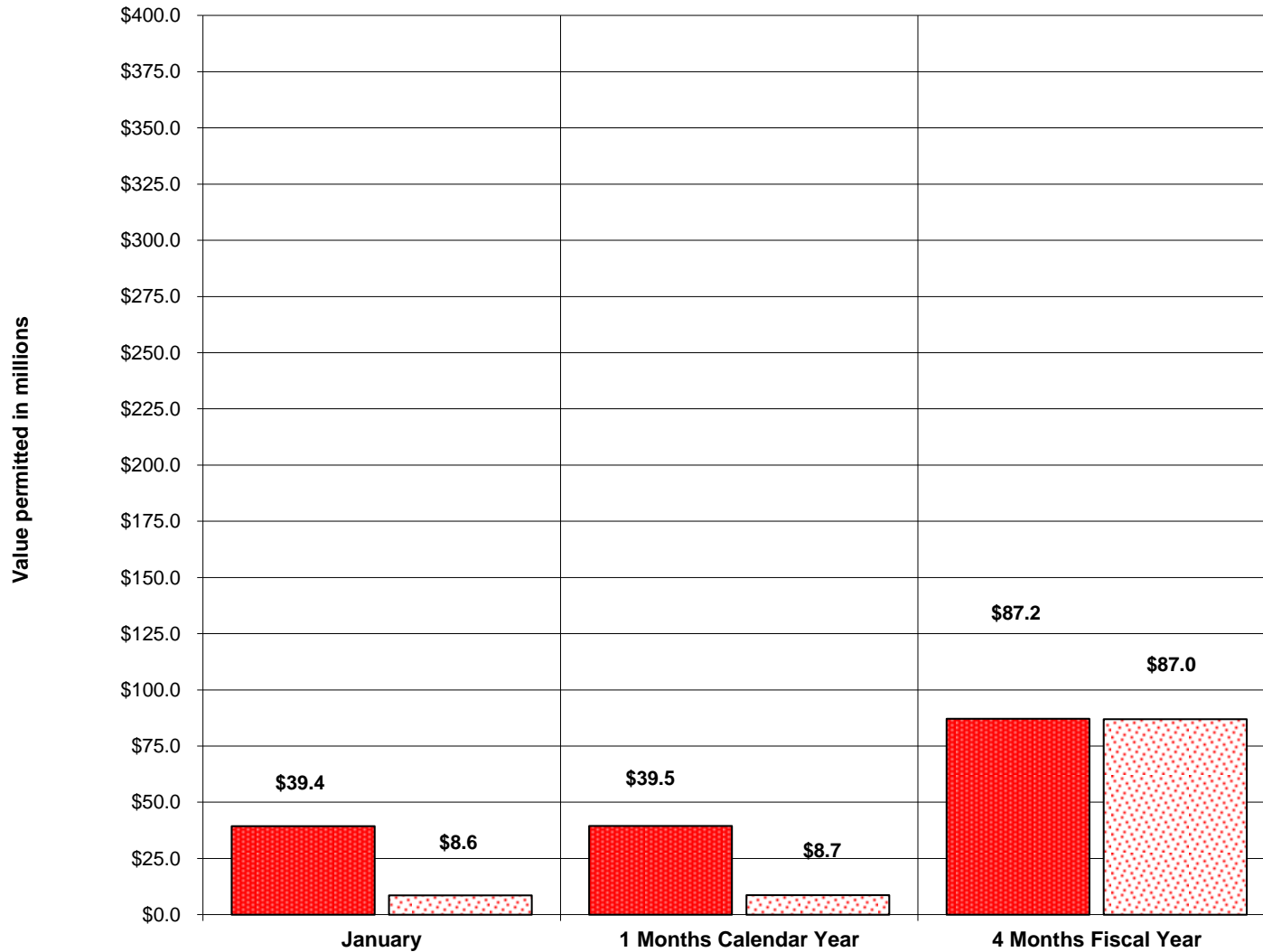
2013
 2014

There was no activity in either January 2014 or January 2013.

There was no activity in either Calendar year 2014 or Calendar Year 2013.

Multi-family permits increased by 92 dwelling units above Fiscal Year 2013.

January Commercial Construction Value



The value of commercial construction in January 2014 was 78% below January 2013.

The value of commercial construction for Calendar year 2014 was 78% below Calendar Year 2013.

The value of commercial construction for Fiscal Year 2014 was less than 1% below Fiscal Year 2013.