

Boise City Building Construction Report

December Report

This report does not include Planning and Zoning permits.

Permits	2007	2008
Dwellings (# Structures)	28	9
<i>(Number of Living Units)</i>		
Single Family	23	8
Duplex	2	2
Triplex	0	0
Fourplex	0	0
Sixplex	0	0
Multiple	122	0
Living Units Total	147	10
Dwellings Other		
Private Garages or Carports	4	1
Res. Additions, Alt & Rep	59	44
	63	45
Commercial Construction		
Comm. Additions, Alt & Rep	59	60
New Commercial Buildings	6	3
Religious	0	0
Governmental	0	0
Educational	0	0
	65	63
Trade/Other Permits		
Signs	14	15
Electrical	253	162
Plumbing	211	128
Heating & Cooling	321	250
Fire	75	74
Erosion Control	83	32
	957	661
Razed Structures		
<i>Dwellings</i>	4	0
<i>Other</i>	1	3
	5	3
Total Permit Count (not units)	1,118	781

Valuations	2007	2008
Dwellings		
<i>(Value of Living Units)</i>		
Single Family	\$5,125,449.00	\$1,634,966.00
Duplex	\$400,000.00	\$175,000.00
Triplex	\$0.00	\$0.00
Fourplex	\$0.00	\$0.00
Sixplex	\$0.00	\$0.00
Multiple	\$32,461,624.00	\$0.00
	\$37,987,073.00	\$1,809,966.00
Dwellings Other		
Private Garages or Carports	\$78,000.00	\$12,000.00
Res. Additions, Alt & Rep	\$4,893,381.00	\$1,226,986.00
Total	\$4,971,381.00	\$1,238,986.00
Commercial Construction		
Comm. Additions, Alt & Rep	\$9,108,376.00	\$7,532,391.00
New Commercial Buildings	\$2,092,992.00	\$1,292,752.00
Religious	\$0.00	\$0.00
Governmental	\$0.00	\$0.00
Educational	\$0.00	\$0.00
Total	\$11,201,368.00	\$8,825,143.00
Trade/Other Permits		
Signs	\$75,300.00	\$53,283.00
Electrical	\$2,010,816.00	\$7,130,951.00
Plumbing	\$1,011,956.00	\$723,825.00
Heating & Cooling	\$2,439,052.00	\$1,635,693.00
Fire	\$1,629,116.00	\$48,352.00
Erosion Control**	\$0.00	\$0.00
Total	\$7,166,240.00	\$9,592,104.00
Razed Structures		
<i>Dwellings</i>	\$17,601.00	\$0.00
<i>Other</i>	\$1,900.00	\$35,100.00
Total	\$19,501.00	\$35,100.00
Total Building Valuation	\$54,254,623.00	\$11,962,478.00

See
Footnote
below.

Footnote: These valuations may be included as part of the "Dwellings, Dwellings Other, and Commercial Construction sections of this report.

** Erosion control permits are not based on value.

Total Building Valuation excludes Trades

Five Year Comparison

December Report

Page 3

Five Year Comparison

Includes Building, Electrical, Erosion, Fire, Mechanical, and Plumbing Permits

Total Number Permits Issued

12 Months 2008	13,968
12 Months 2007	18,187
12 Months 2006	18,859
12 Months 2005	19,095
12 Months 2004	16,546

Total Value of Permits Issued

12 Months 2008	\$400,492,074.00
12 Months 2007	\$682,861,443.00
12 Months 2006	\$626,385,898.00
12 Months 2005	\$575,917,762.00
12 Months 2004	\$409,334,863.00

Total Receipts for Permits Issued

12 Months 2008	\$5,718,347.66
12 Months 2007	\$8,326,956.00
12 Months 2006	\$7,947,041.34
12 Months 2005	\$6,897,033.88
12 Months 2004	\$5,291,261.01

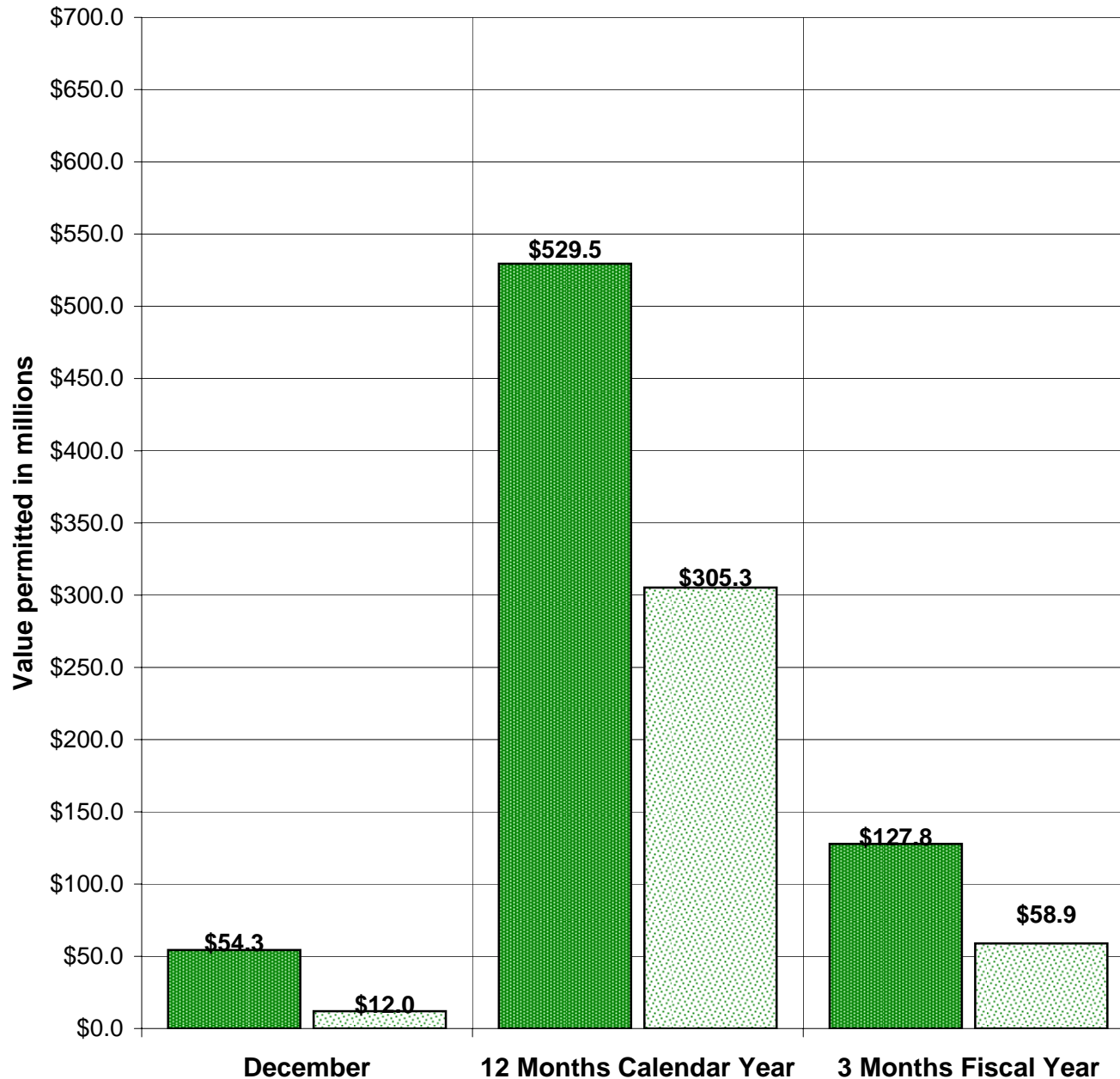
Receipts

December Report

Page 2

Receipts	2007	2008
Building Permits	\$320,968.39	\$77,497.55
Electrical Permits	\$53,469.70	\$30,593.38
Plumbing Permits	\$68,604.75	\$17,076.05
Sign Permits	\$2,214.92	\$2,007.73
Heating & Cooling Permits	\$84,273.10	\$46,472.92
Manufactured Home Permits	\$0.00	\$0.00
Plan Check Fees: Structural	\$173,065.89	\$41,086.12
Plan Check Fees: Fire Sprinkler System, Alarm System, Cooking Hood	\$39,523.23	\$7,806.15
Energy Inspection Fees	\$4,630.08	\$854.36
Erosion Control Program	\$14,065.00	\$6,733.75
Miscellaneous	\$66.25	\$18.00
Total	\$760,881.31	\$230,146.01

December Construction Report

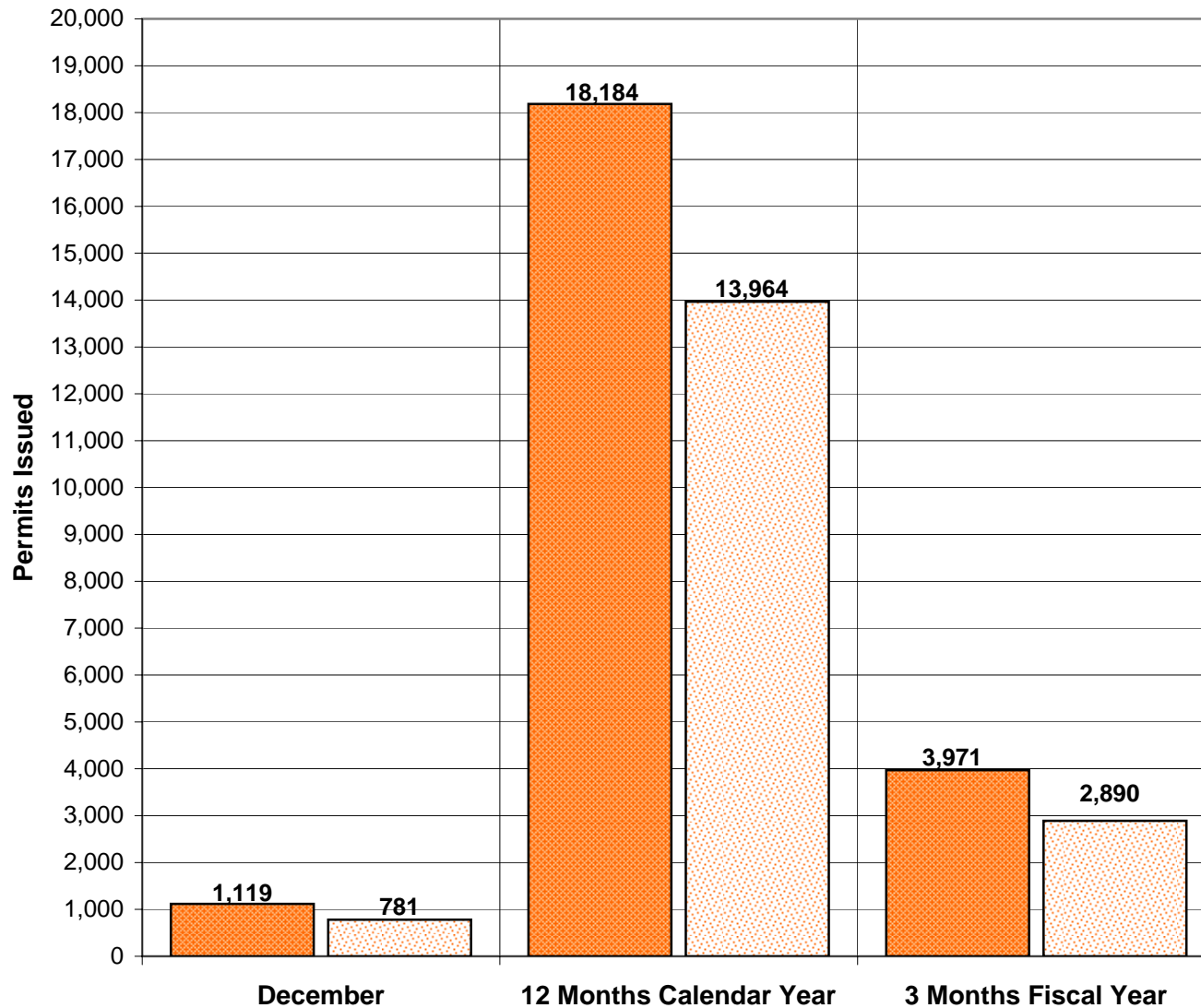


December 2008 construction was 78% below December 2007.

Calendar year 2008 construction was 42% below Calendar Year 2007.

Fiscal Year 2008 construction was 54% below Fiscal Year 2007.

December Comparison Permits Issued



2007

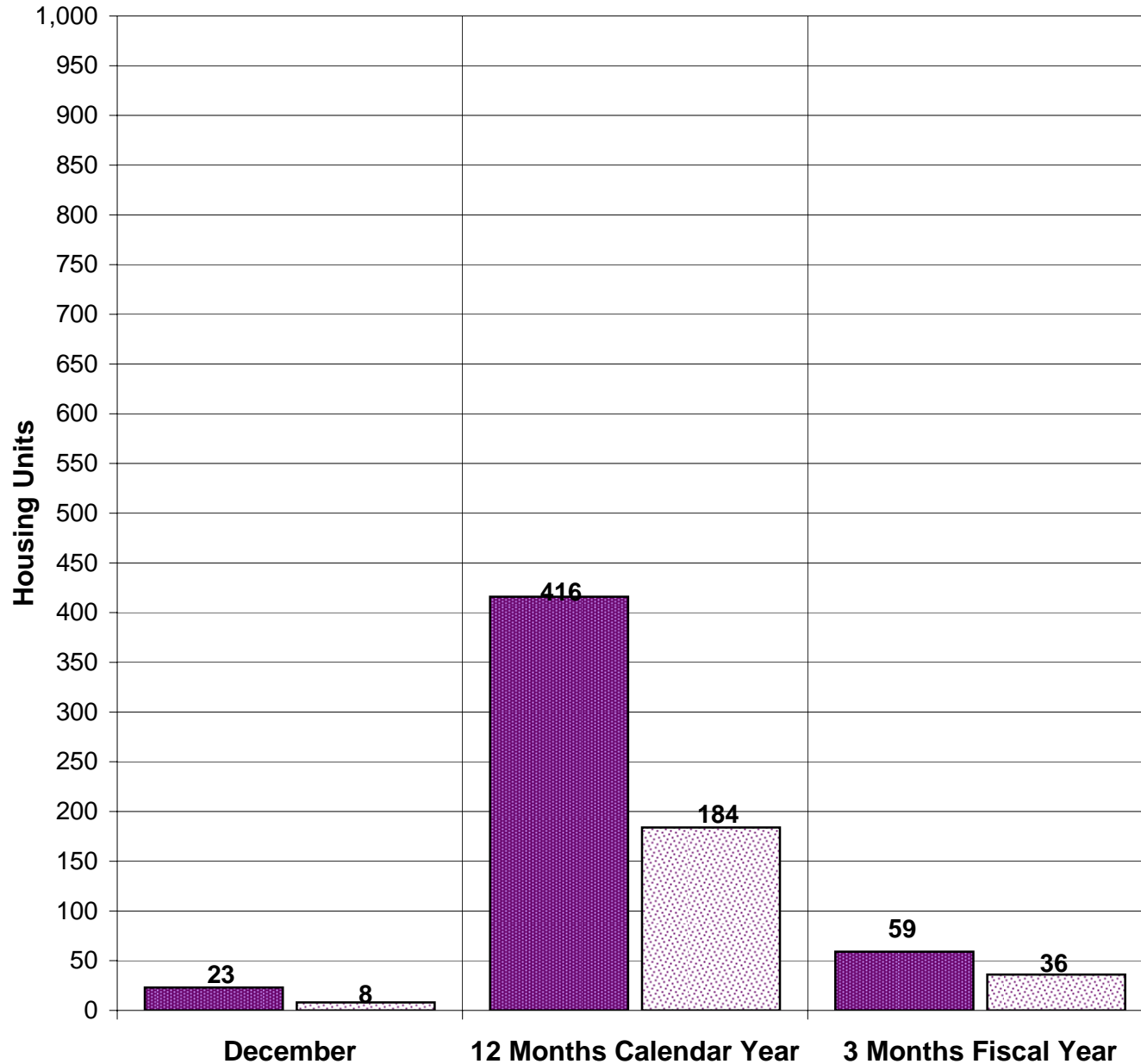
2008

December 2008 construction was 30% below December 2007.

Calendar year 2008 construction was 23% below Calendar Year 2007.

Fiscal Year 2008 construction was 27% below Fiscal Year 2007.

December Single Family Housing

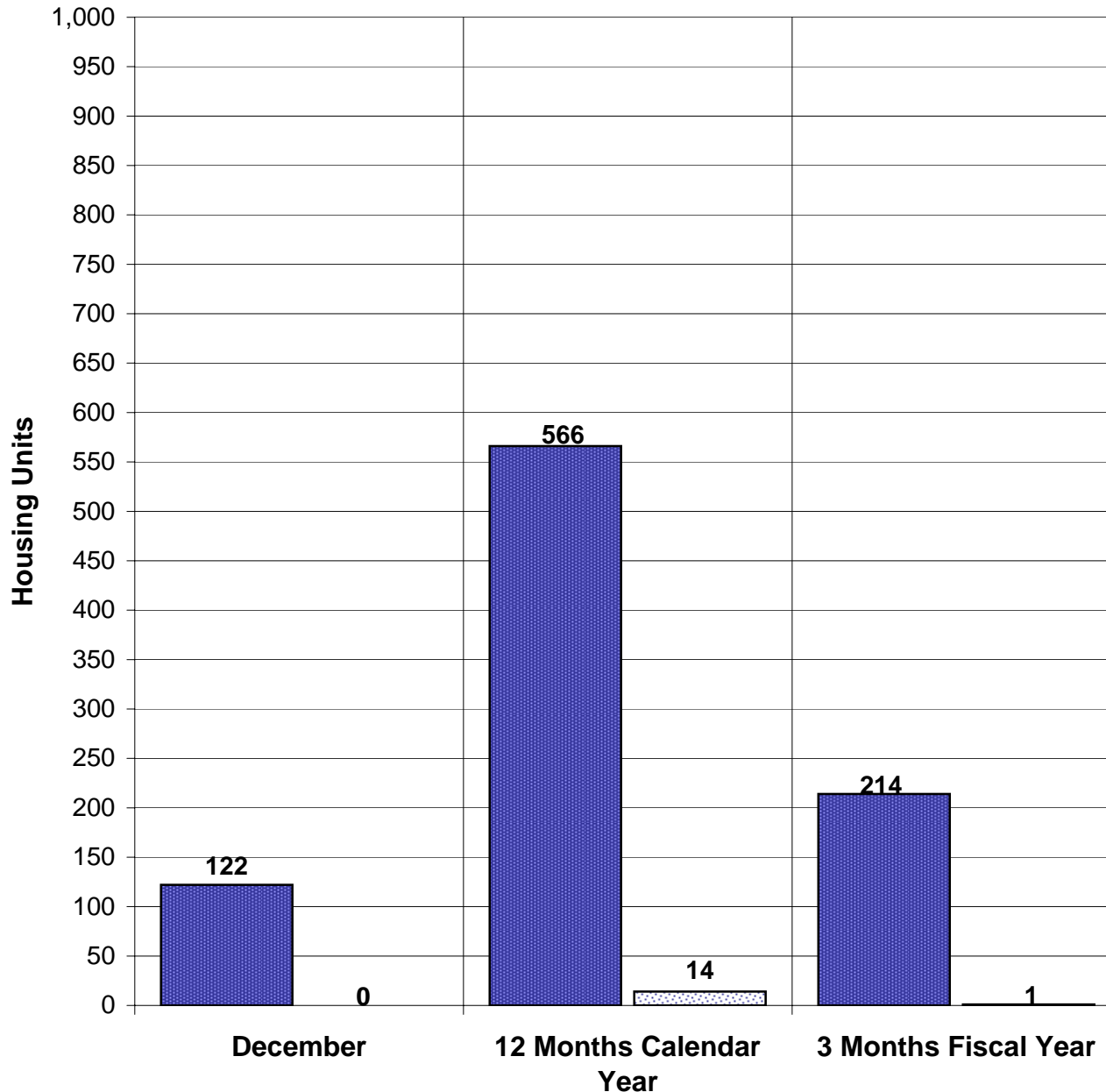


December 2008 construction was 65% below December 2007.

Calendar year 2008 construction was 56% below Calendar Year 2007.

Fiscal Year 2008 construction was 39% below Fiscal Year 2007.

December Multiple Family Housing



■ 2007


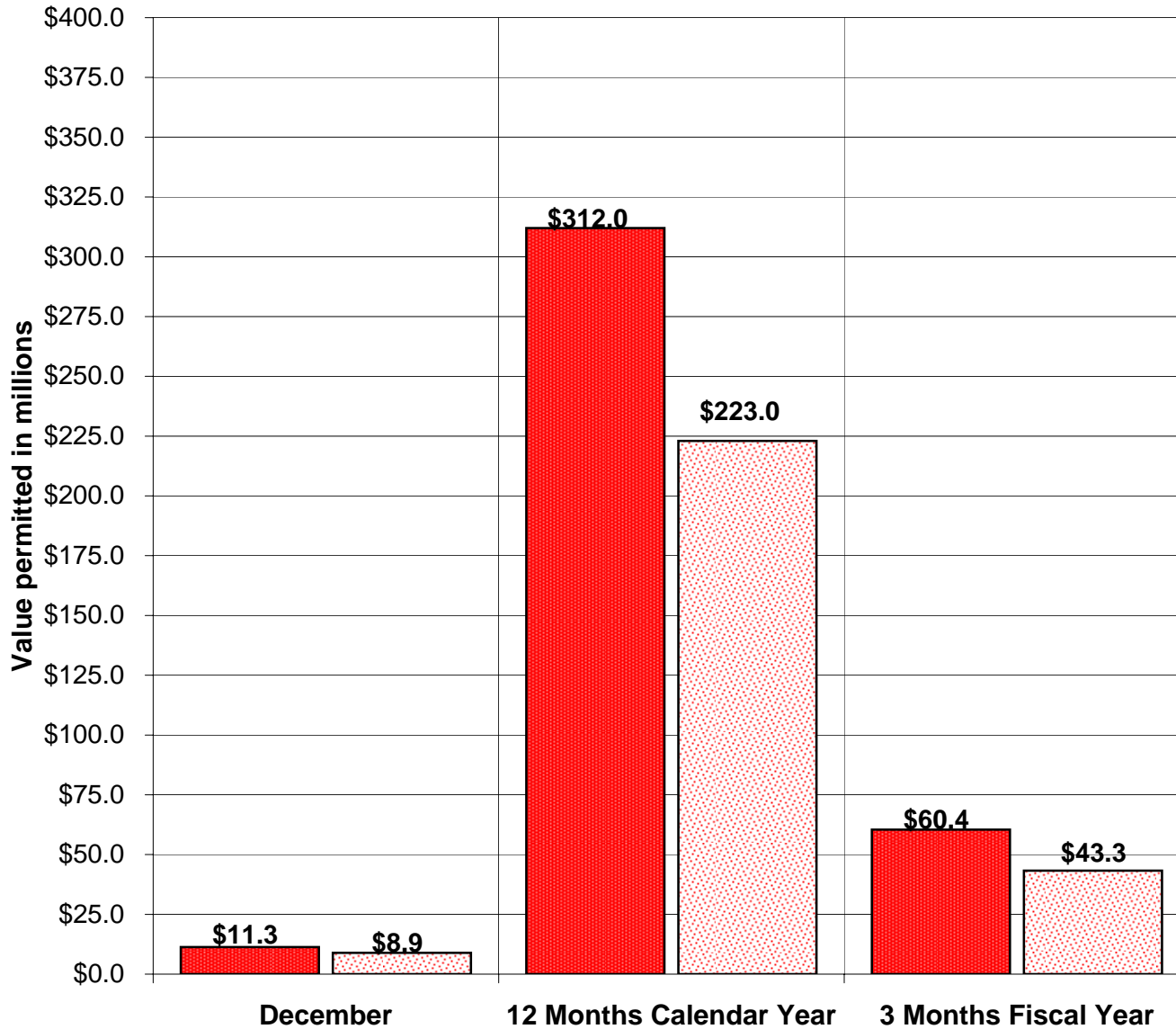
▒ 2008

December 2008 construction was 100% below December 2007.

Calendar year 2008 construction was 98% below Calendar Year 2007.

Fiscal Year 2008 construction was 100% below Fiscal Year 2007.

December Commercial Construction



December 2008 construction was 21% below December 2007.

Calendar year 2008 construction was 29% below Calendar Year 2007.

Fiscal Year 2008 construction was 28% below Fiscal Year 2007.