

Boise City Building Construction Report

June Report

| | | Permits | | Valuations | |
|---------------------------------|---------------------------|--------------|--------------|---------------------------------|------------------------|
| | | 2007 | 2008 | 2007 | 2008 |
| Dwellings | | 50 | 25 | 10,792,266.00 | 5,287,660.00 |
| <i>(Number of Living Units)</i> | | | | | |
| Single Family | | 41 | 21 | 8,031,386.00 | 4,449,080.00 |
| Duplex | | 2 | 8 | 180,880.00 | 838,580.00 |
| Triplex | | | | | |
| Fourplex | | 32 | | 2,580,000.00 | |
| Sixplex | | | | | |
| Multiple | | | | | |
| | Living Units Total | 75 | 29 | | |
| Private Garages or Carports | | 3 | 4 | 46,000.00 | 58,810.00 |
| Commercial Buildings | | 8 | 13 | 4,262,980.00 | 16,990,327.00 |
| | Subtotal | | | \$15,101,246.00 | \$22,336,797.00 |
| Commercial Addn,Alt, & Rep. | | 61 | 66 | 16,815,281.00 | 6,205,262.00 |
| Residential Addn,Alt,& Rep. | | 102 | 87 | 4,203,136.00 | 2,285,475.00 |
| Signs | | 18 | 23 | 171,798.00 | 173,450.00 |
| Electrical | | 367 | 333 | 6,976,252.00 | 7,005,666.00 |
| Plumbing | | 373 | 256 | 2,468,041.00 | 1,246,385.00 |
| Heating & Cooling | | 391 | 283 | 6,838,732.00 | 3,012,936.00 |
| Razed Dwellings | | 20 | 7 | 96,500.00 | 25,600.00 |
| Razed Other | | 2 | 3 | 37,700.00 | 605,800.00 |
| Religious | | 2 | 4 | 59,767.00 | 202,504.00 |
| Governmental | | 6 | 2 | 125,716.00 | 3,602,000.00 |
| Educational | | 5 | 15 | 153,200.00 | 6,649,782.00 |
| | Permits Total | 1,408 | 1,121 | Subtotal \$37,946,123.00 | \$31,014,860.00 |
| | Valuations Total | | | \$53,047,369.00 | \$53,351,657.00 |

Receipts

June Report

Page 2

| | 2007 | 2008 |
|---|---------------------|---------------------|
| Building Permits | 253,722.64 | 290,020.02 |
| Electrical Permits | 43,181.12 | 43,595.66 |
| Plumbing Permits | 55,848.42 | 45,590.08 |
| Sign Permits | 2,962.86 | 2,479.13 |
| Heating & Cooling Permits | 68,214.24 | 62,106.36 |
| Manufactured Home Permits | 300.00 | 150.00 |
| Miscellaneous | 113.80 | 48.65 |
| Plan Check Fees: Structural | 113,567.62 | 136,199.64 |
| Plan Check Fees: Fire Sprinkler System | 20,614.44 | 17,339.05 |
| Energy Inspection Fees | 3,141.84 | 4,657.64 |
| License Fees: Plumbing | 700.00 | 0.00 |
| License Fees: Heating | 0.00 | 0.00 |
| License Fees: Manufactured Home Installer | 0.00 | 0.00 |
| ACHD Road Impact Fees | 0.00 | 0.00 |
| Erosion Control Program | 16,515.00 | 13,858.75 |
| Total | \$578,881.98 | \$616,044.98 |

Five Year Comparison

June Report

Page 3

Five Year Comparison

Total Number Permits Issued

| | |
|---------------|-------|
| 6 Months 2008 | 6,329 |
| 6 Months 2007 | 8,521 |
| 6 Months 2006 | 8,540 |
| 6 Months 2005 | 8,220 |
| 6 Months 2004 | 6,732 |

Total Value of Permits Issued

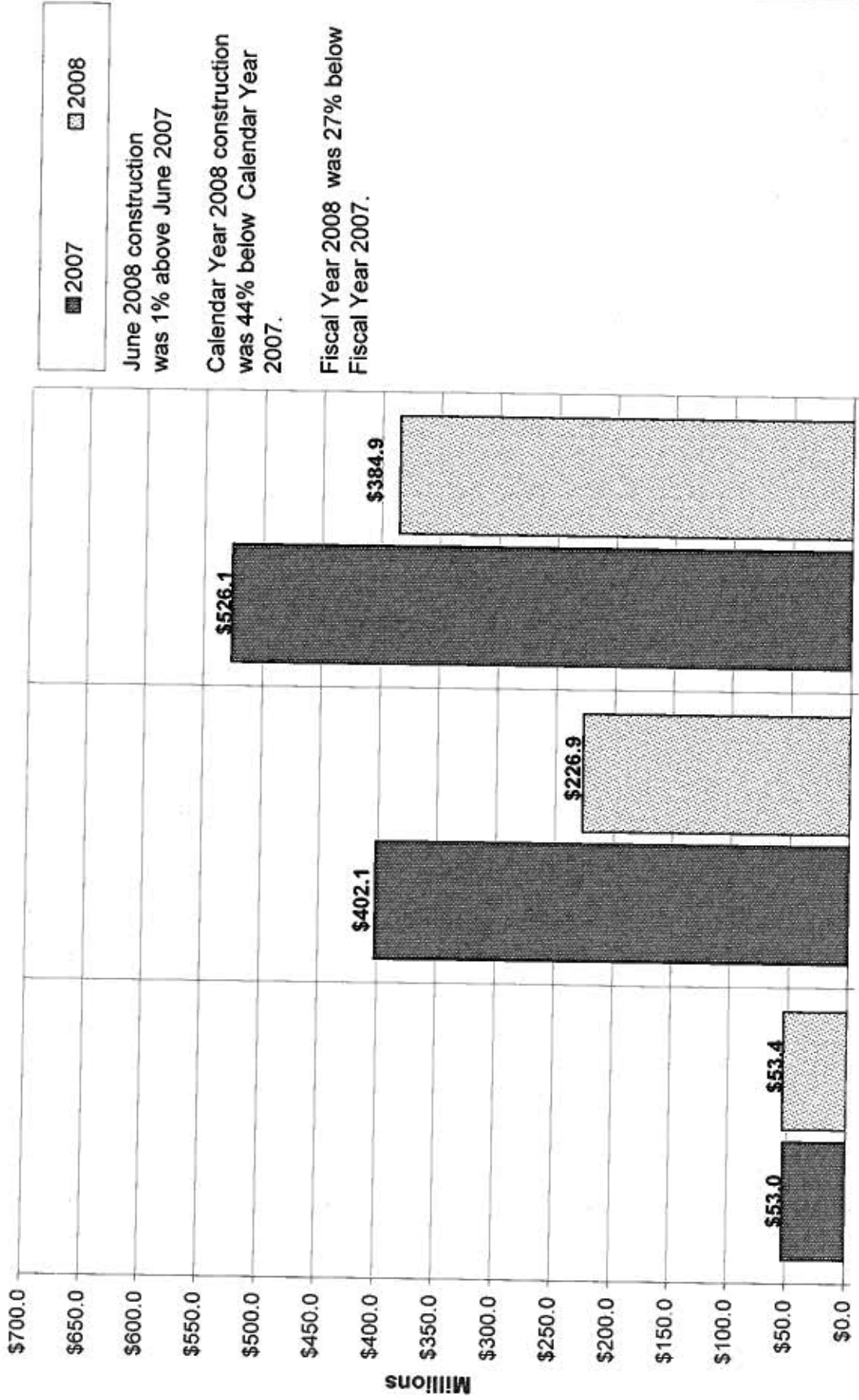
| | |
|---------------|------------------|
| 6 Months 2008 | \$226,898,761.00 |
| 6 Months 2007 | \$402,124,425.00 |
| 6 Months 2006 | \$285,525,008.00 |
| 6 Months 2005 | \$247,453,496.00 |
| 6 Months 2004 | \$162,735,826.00 |

Total Receipts for Permits Issued

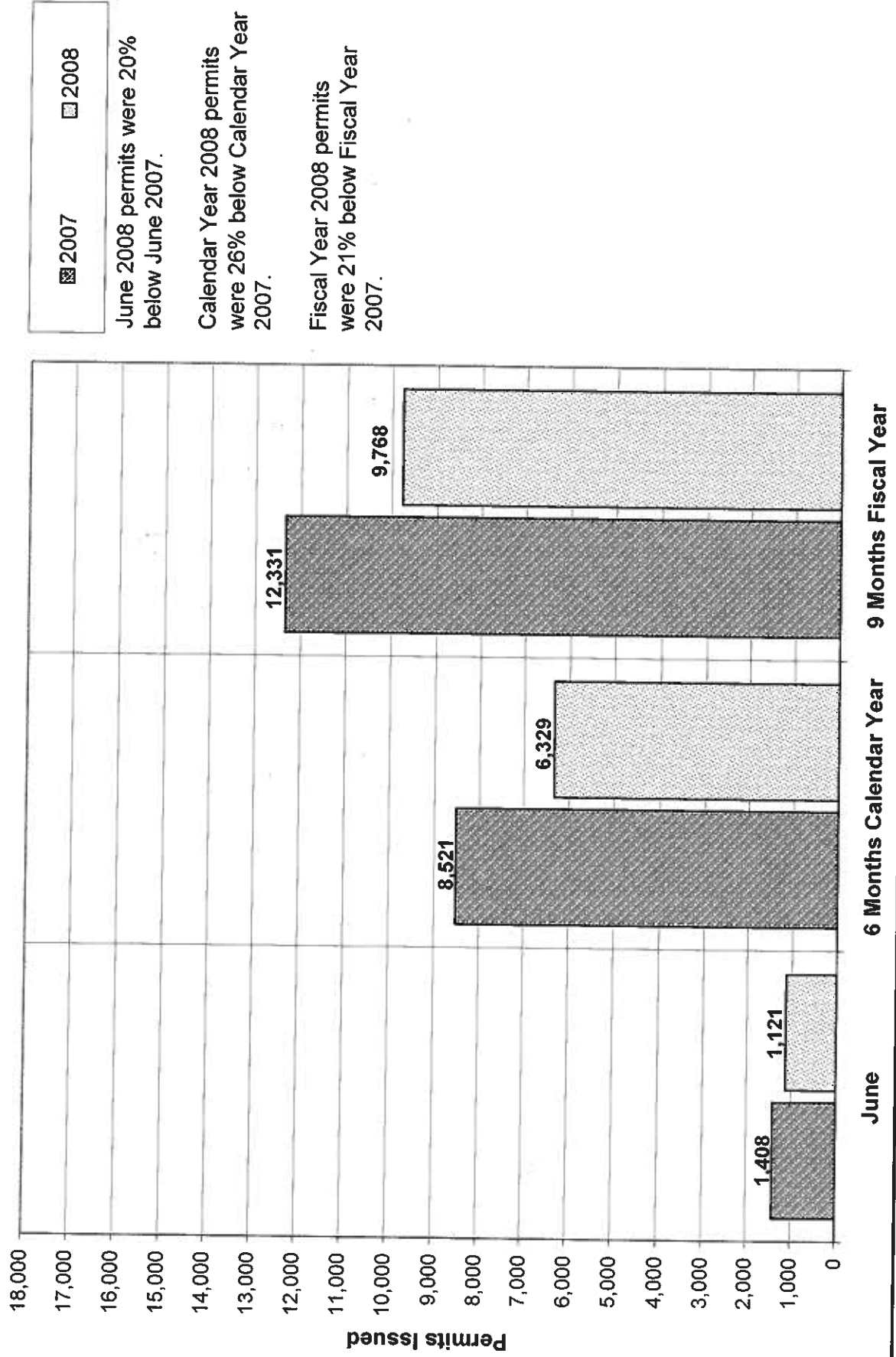
| | |
|---------------|----------------|
| 6 Months 2008 | \$3,088,560.69 |
| 6 Months 2007 | \$4,490,501.49 |
| 6 Months 2006 | \$3,957,660.59 |
| 6 Months 2005 | \$3,300,330.16 |
| 6 Months 2004 | \$2,456,940.08 |

Bruce Chatterton, Director
Planning & Development Services

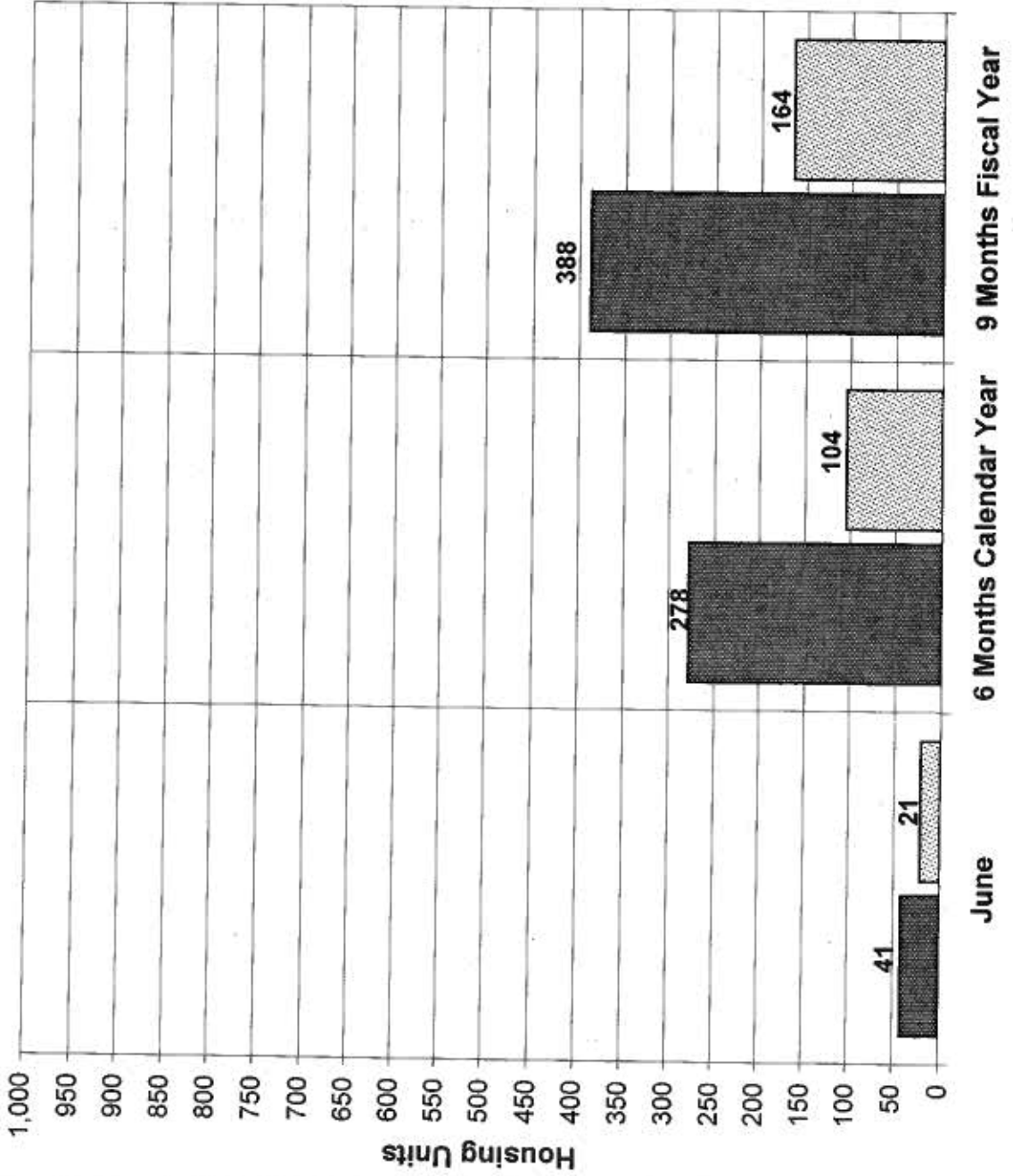
June Construction Report



June Comparison Permits Issued



June Single Family Housing



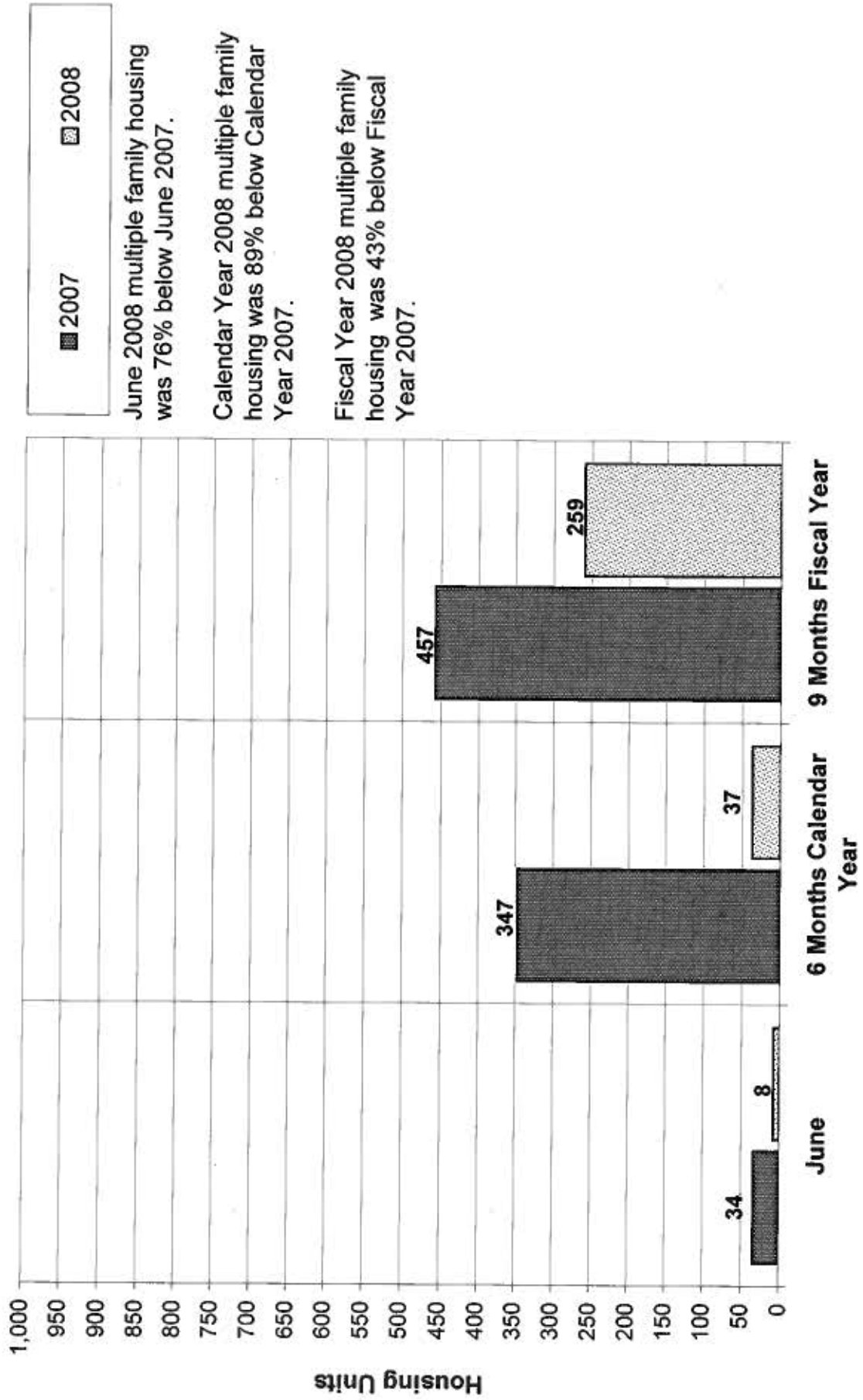
■ 2007 ▨ 2008

June 2008 single family housing was 49% below June 2007.

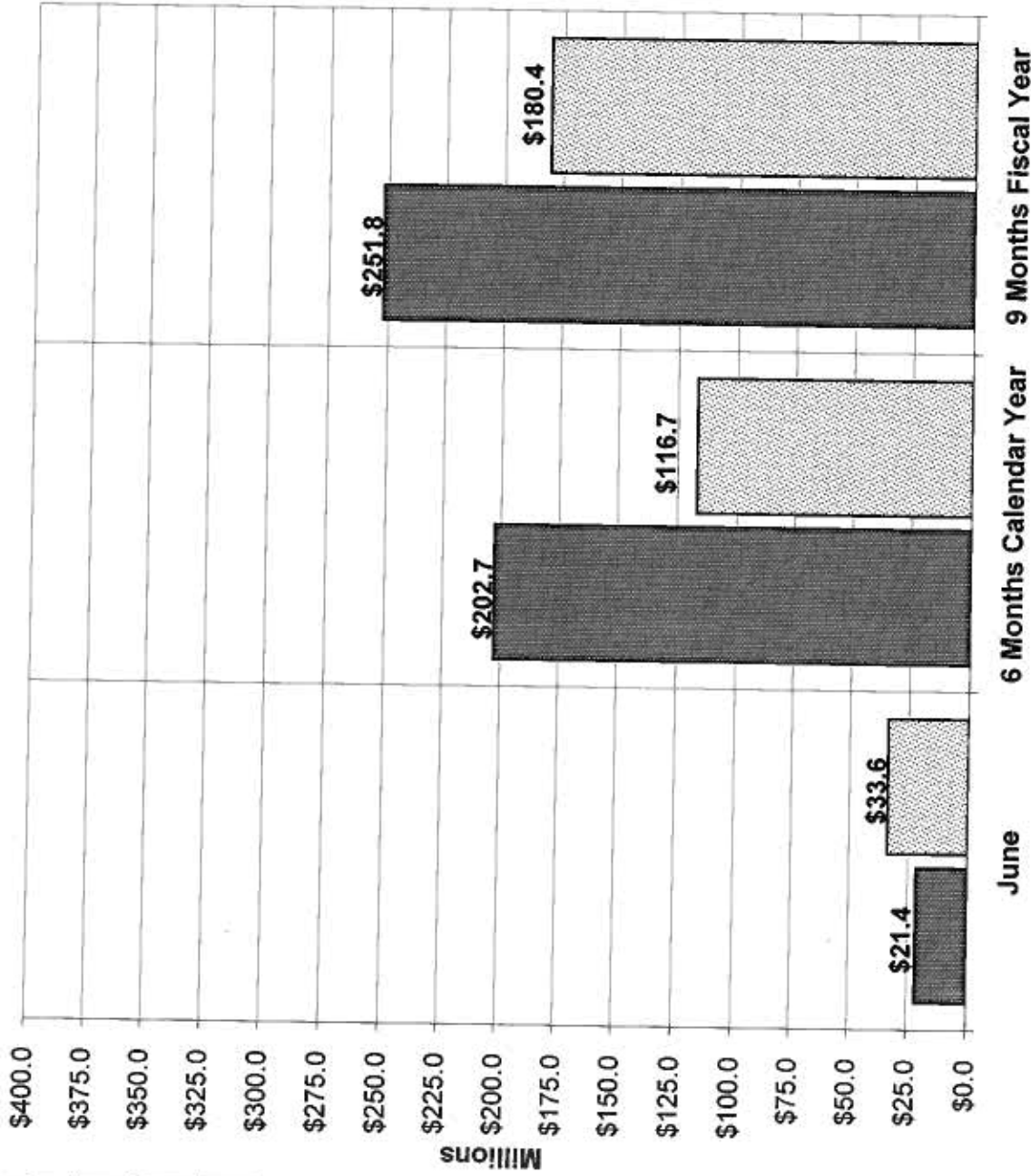
Calendar Year 2008 single family housing was 63% below Calendar Year 2007.

Fiscal Year 2008 single family housing was 58% below Fiscal Year 2007.

June Multiple Family Housing



June Commercial Construction



■ 2007

▨ 2008

June 2008 commercial construction was 57% above June 2007.

Calendar Year 2008 commercial construction was 42% below Calendar Year 2007.

Fiscal Year 2008 commercial construction was 28% below Fiscal Year 2007.