

Boise City Building Construction Report

February Report

	Permits		Valuations	
	2007	2008	2007	2008
Dwellings	78	18	14,774,389.00	3,649,212.00
<i>(Number of Living Units)</i>				
Single Family	57	14	10,775,327.00	2,589,212.00
Duplex	24	2	2,303,062.00	250,000.00
Triplex		9		810,000.00
Fourplex	36		1,696,000.00	
Sixplex				
Multiple				
Living Units Total	117	25		
Private Garages or Carports	11	5	141,110.00	35,300.00
Commercial Buildings	6	4	12,451,902.00	2,821,930.00
			Subtotal	\$6,506,442.00
Commercial Addn,Alt, & Rep.	50	55	4,724,914.00	15,208,607.00
Residential Addn,Alt, & Rep.	78	68	3,330,033.00	2,494,794.00
Signs	16	23	217,610.00	118,916.00
Electrical	307	250	3,318,297.00	7,198,968.00
Plumbing	251	184	1,190,282.00	1,567,422.00
Heating & Cooling	312	300	3,144,805.00	3,074,137.00
Razed Dwellings	12	1	48,650.00	20,000.00
Razed Other	2	0	4,300.00	0.00
Religious	1	3	35,000.00	1,114,145.00
Governmental	1	2	5,828,998.00	131,933.00
Educational	1	0	5,468,000.00	0.00
Permits Total	1,126	913	Subtotal	\$27,310,889.00
			Valuations Total	\$54,678,290.00
				\$37,435,364.00

Receipts

February Report

Page 2

	2007	2008
Building Permits	308,776.81	166,436.07
Electrical Permits	40,819.83	71,491.54
Plumbing Permits	36,816.60	40,497.76
Sign Permits	2,794.67	2,840.35
Heating & Cooling Permits	87,123.57	69,011.08
Manufactured Home Permits	75.00	150.00
Miscellaneous	222.20	136.37
Plan Check Fees: Structural	139,212.02	77,373.63
Plan Check Fees: Fire Sprinkler System	20,895.85	21,263.74
Energy Inspection Fees	5,319.08	1,102.40
License Fees: Plumbing	1,635.00	0.00
License Fees: Heating	0.00	0.00
License Fees: Manufactured Home Installer	100.00	0.00
ACHD Road Impact Fees	0.00	0.00
Erosion Control Program	13,588.75	11,063.75
Total	\$657,379.38	\$461,366.69

Five Year Comparison

February Report

Page 3

Five Year Comparison

Total Number Permits Issued

2 Months 2008	1,865
2 Months 2007	2,382
2 Months 2006	2,395
2 Months 2005	2,225
2 Months 2004	1,833

Total Value of Permits Issued

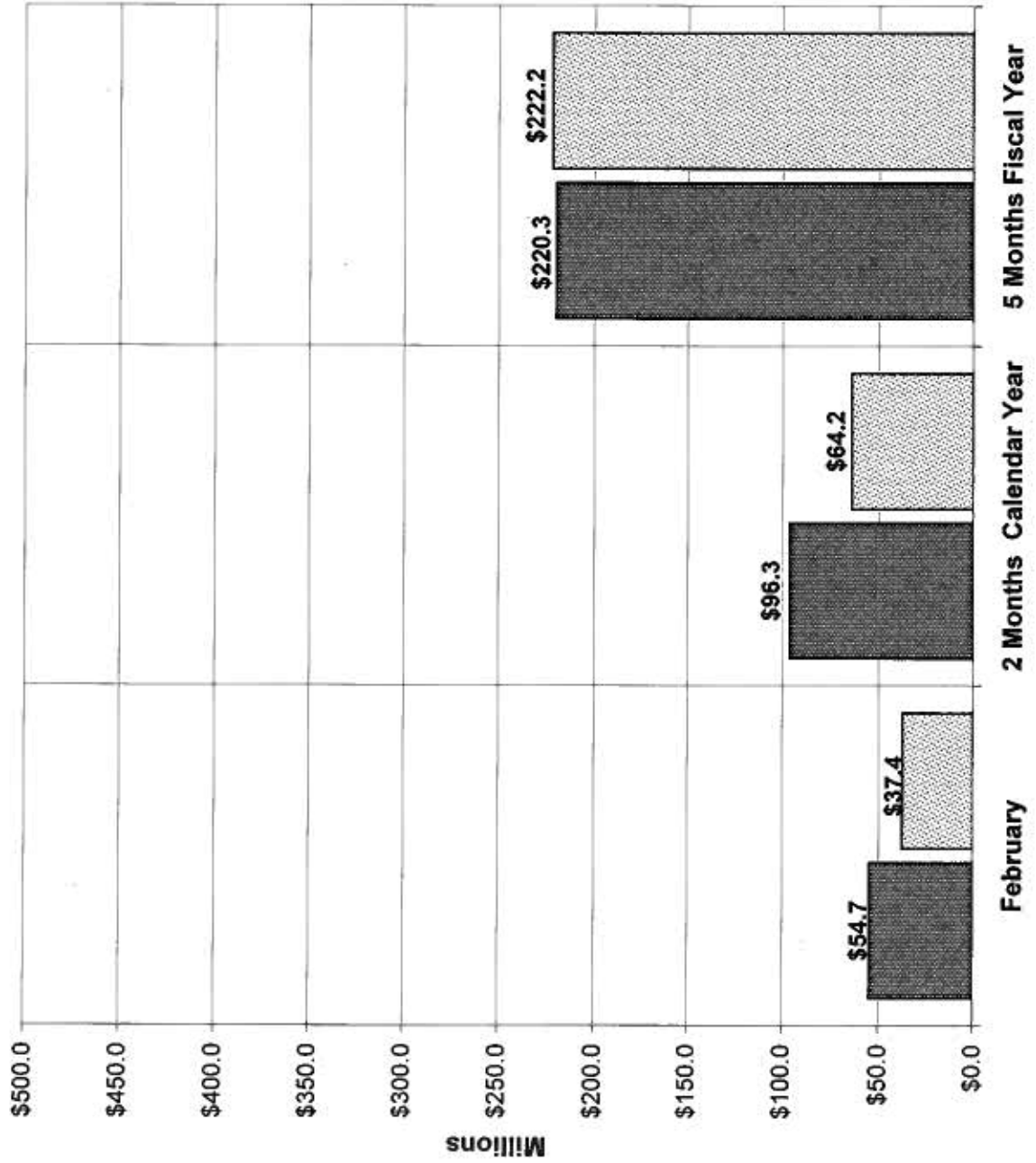
2 Months 2008	\$64,231,357.00
2 Months 2007	\$96,307,497.00
2 Months 2006	\$70,455,885.00
2 Months 2005	\$52,143,095.00
2 Months 2004	\$48,462,097.00

Total Receipts for Permits Issued

2 Months 2008	\$964,886.28
2 Months 2007	\$1,320,153.90
2 Months 2006	\$1,116,473.35
2 Months 2005	\$808,657.97
2 Months 2004	\$588,785.28

Bruce Chatterton, Director
Planning & Development Services

February Construction Report



■ 2007

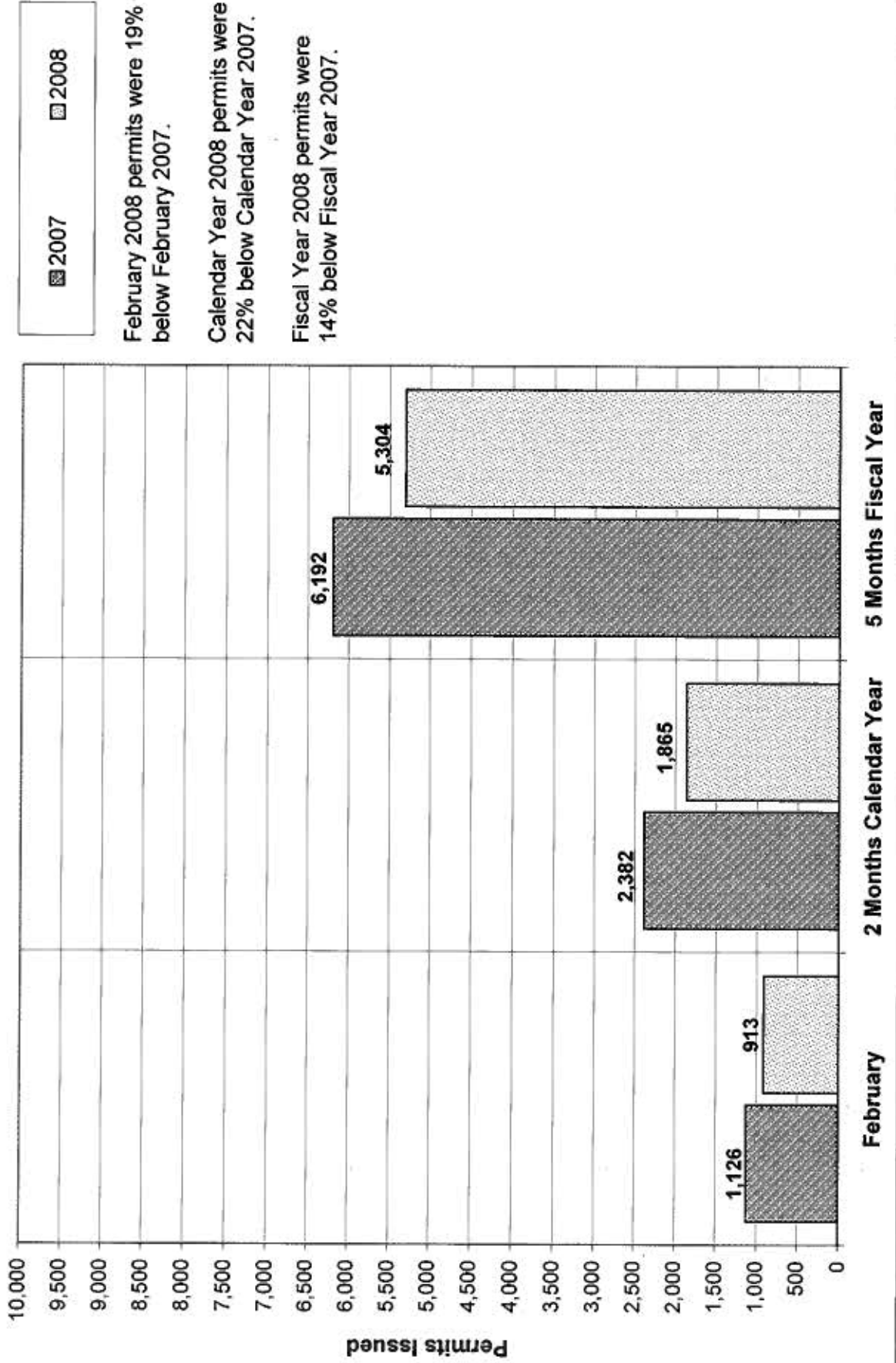
▨ 2008

February 2008 construction was 32% below February 2007.

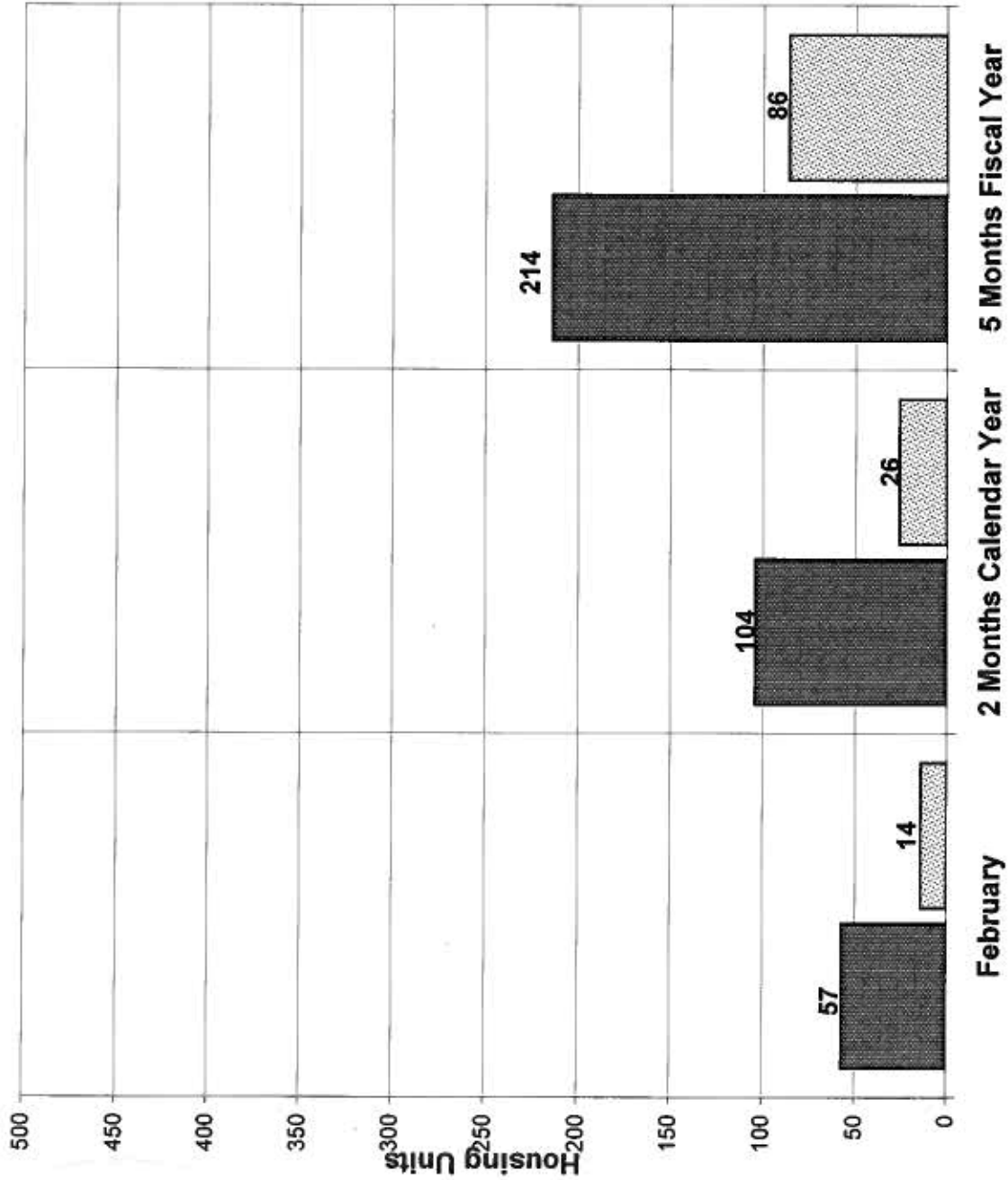
Calendar Year 2008 construction was 33% below Calendar Year 2007.

Fiscal Year 2008 construction was less than 1% above Fiscal Year 2007.

February Comparison Permits Issued



February Single Family Housing



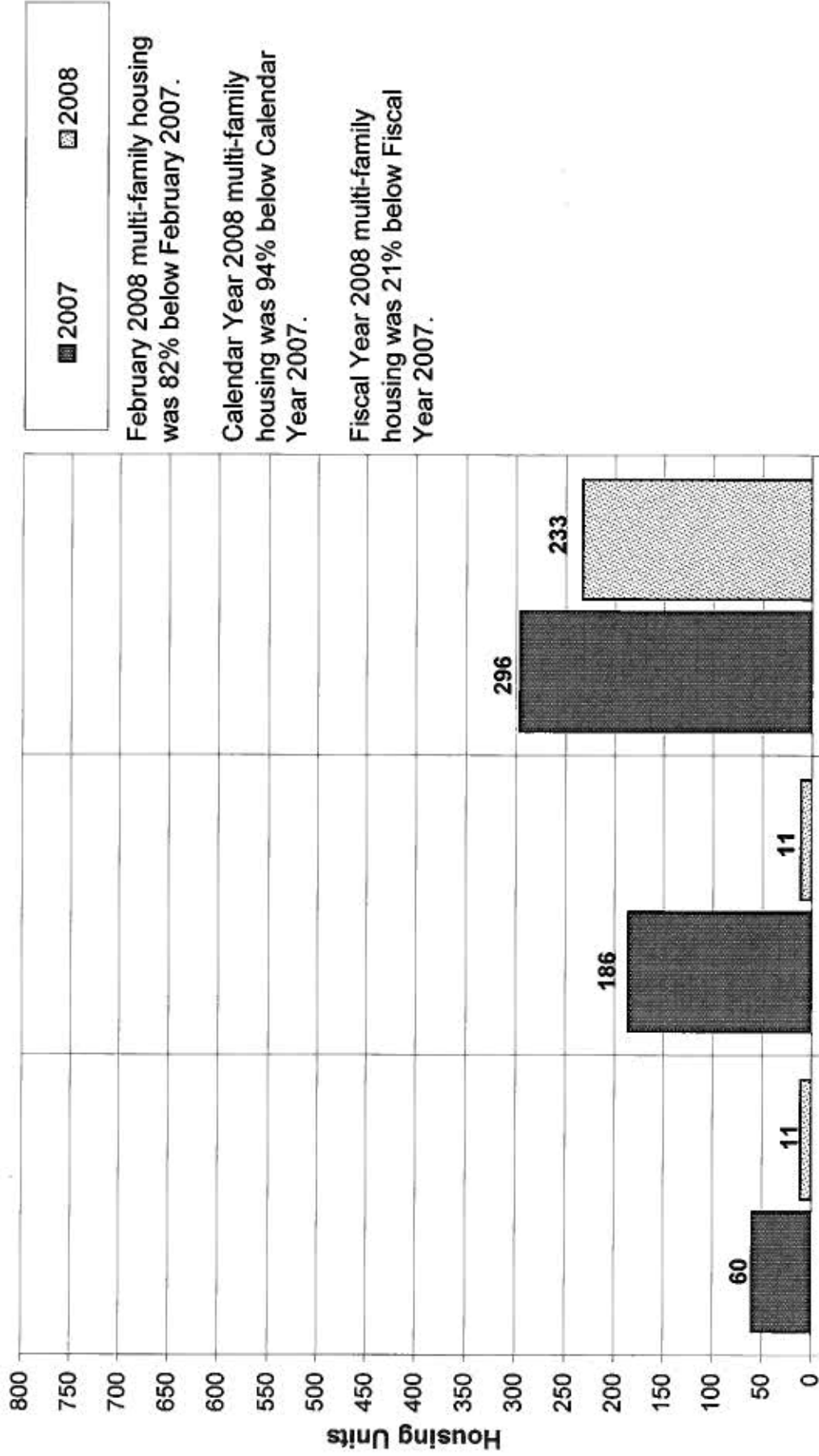
■ 2007 ▨ 2008

February 2008 single family housing was 75% below February 2007.

Calendar Year 2008 single family housing was 75% below Calendar Year 2007.

Fiscal Year 2008 single family housing was 60% below Fiscal Year 2007.

February Multiple Family Housing



■ 2007

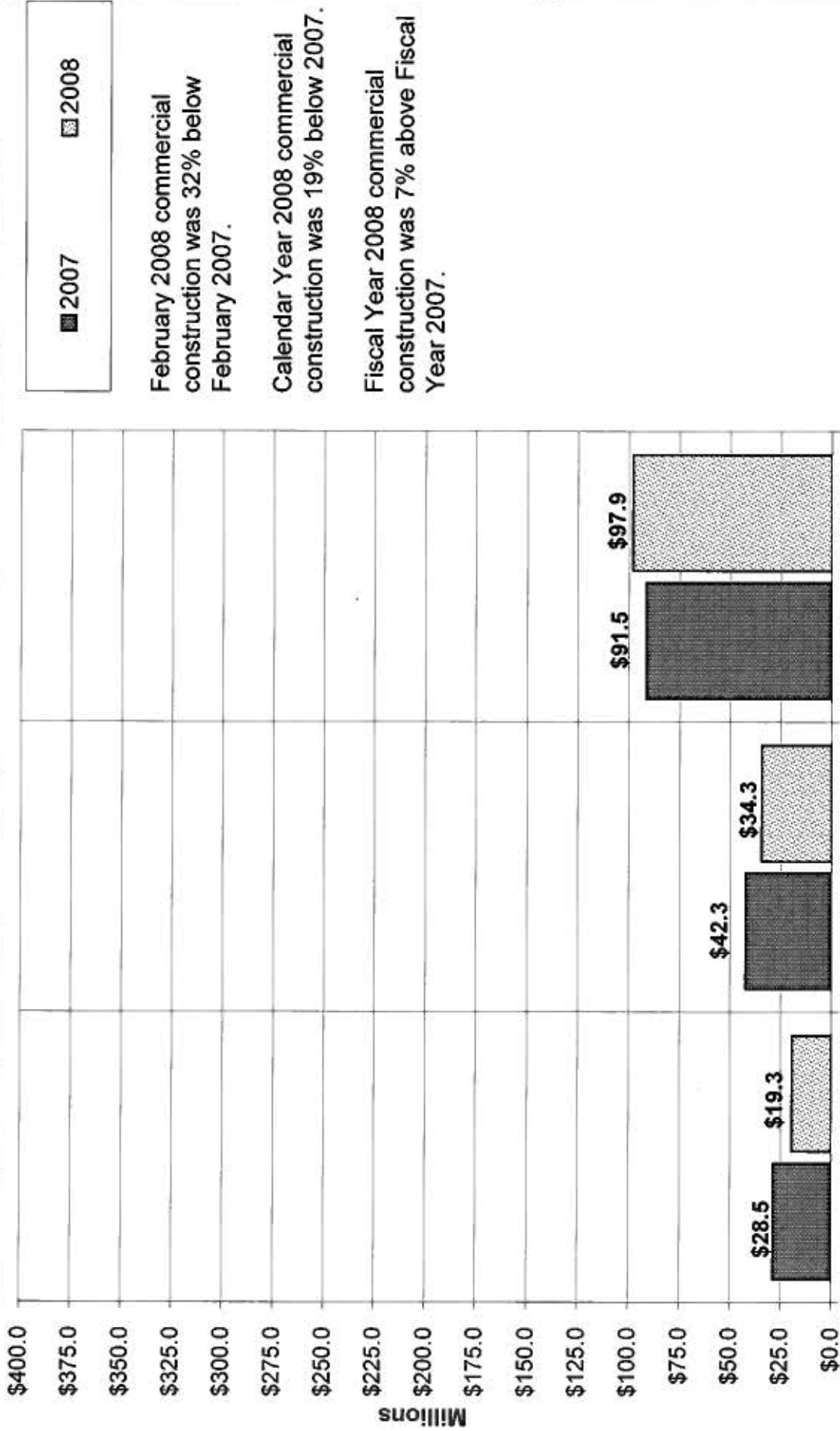
▨ 2008

February 2008 multi-family housing was 82% below February 2007.

Calendar Year 2008 multi-family housing was 94% below Calendar Year 2007.

Fiscal Year 2008 multi-family housing was 21% below Fiscal Year 2007.

February Commercial Construction



■ 2007

▨ 2008

February 2008 commercial construction was 32% below February 2007.

Calendar Year 2008 commercial construction was 19% below 2007.

Fiscal Year 2008 commercial construction was 7% above Fiscal Year 2007.