

Boise City Building Construction Report

June Report

This report does not include Planning and Zoning permits.

Permits	2010	2011
Dwellings (# Structures)	20	37
<i>(Number of Living Units)</i>		
Single Family	20	37
Duplex	0	0
Triplex	0	0
Fourplex	0	0
Sixplex	0	0
Multiple	0	0
Living Units Total	20	37
Dwellings Other		
Private Garages or Carports	7	5
Res. Additions, Alt & Rep	152	129
	159	134
Commercial Construction		
Comm. Additions, Alt & Rep	67	81
New Commercial Buildings	2	5
Religious	1	0
Governmental	0	0
Educational	0	0
	70	86
Trade/Other Permits		
Signs	23	23
Electrical	258	291
Plumbing	280	269
Heating & Cooling	354	344
Fire	54	69
Erosion Control	69	94
	1,038	1,090
Razed Structures		
Dwellings	1	8
Other	1	0
	2	8
Total Permit Count (not units)	1,289	1,355

Valuations	2010	2011
Dwellings		
<i>(Value of Living Units)</i>		
Single Family	\$4,656,640.00	\$8,867,020.00
Duplex	\$0.00	\$0.00
Triplex	\$0.00	\$0.00
Fourplex	\$0.00	\$0.00
Sixplex	\$0.00	\$0.00
Multiple	\$0.00	\$0.00
	\$4,656,640.00	\$8,867,020.00
Dwellings Other		
Private Garages or Carports	\$121,728.00	\$72,833.00
Res. Additions, Alt & Rep	\$1,485,295.00	\$2,235,181.00
Total	\$1,607,023.00	\$2,308,014.00
Commercial Construction		
Comm. Additions, Alt & Rep	\$9,230,603.00	\$5,446,070.00
New Commercial Buildings	\$2,524,021.00	\$3,438,747.00
Religious	\$63,335.00	\$0.00
Governmental	\$0.00	\$0.00
Educational	\$0.00	\$0.00
Total	\$11,817,959.00	\$8,884,817.00
Trade/Other Permits		
Signs	\$111,667.00	\$66,701.00
Electrical	\$2,780,163.00	\$1,708,528.00
Plumbing	\$1,475,902.00	\$609,993.00
Heating & Cooling	\$2,676,245.00	\$2,119,535.00
Fire	\$11,275.00	\$14,500.00
Erosion Control**	\$0.00	\$0.00
Total	\$7,055,252.00	\$4,519,257.00
Razed Structures		
Dwellings	\$501.00	\$21,500.00
Other	\$11,600.00	\$0.00
Total	\$12,101.00	\$21,500.00
Total Building Valuation	\$18,205,390.00	\$20,148,052.00

See
Footnote
below.

Footnote: These valuations may be included as part of the "Dwellings, Dwellings Other, and Commercial Construction sections of this report.

** Erosion control permits and most Fire permits are not based on project value.

Total Building Valuation excludes Trades

Five Year Comparison

June Report

Page 3

Five Year Comparison

Includes Building, Electrical, Erosion, Fire, Mechanical, and Plumbing Permits

Total Number Permits Issued

6 Months 2011	6,645
6 Months 2010	7,019
6 Months 2009	5,275
6 Months 2008	7,461
6 Months 2007	9,737

Total Value of Permits Issued

6 Months 2011	\$129,113,518.00
6 Months 2010	\$123,864,925.00
6 Months 2009	\$168,342,581.00
6 Months 2008	\$216,265,975.00
6 Months 2007	\$406,879,898.00

Total Receipts for Permits Issued

6 Months 2011	\$1,791,831.54
6 Months 2010	\$1,938,394.61
6 Months 2009	\$2,172,491.70
6 Months 2008	\$3,147,589.06
6 Months 2007	\$4,649,245.23

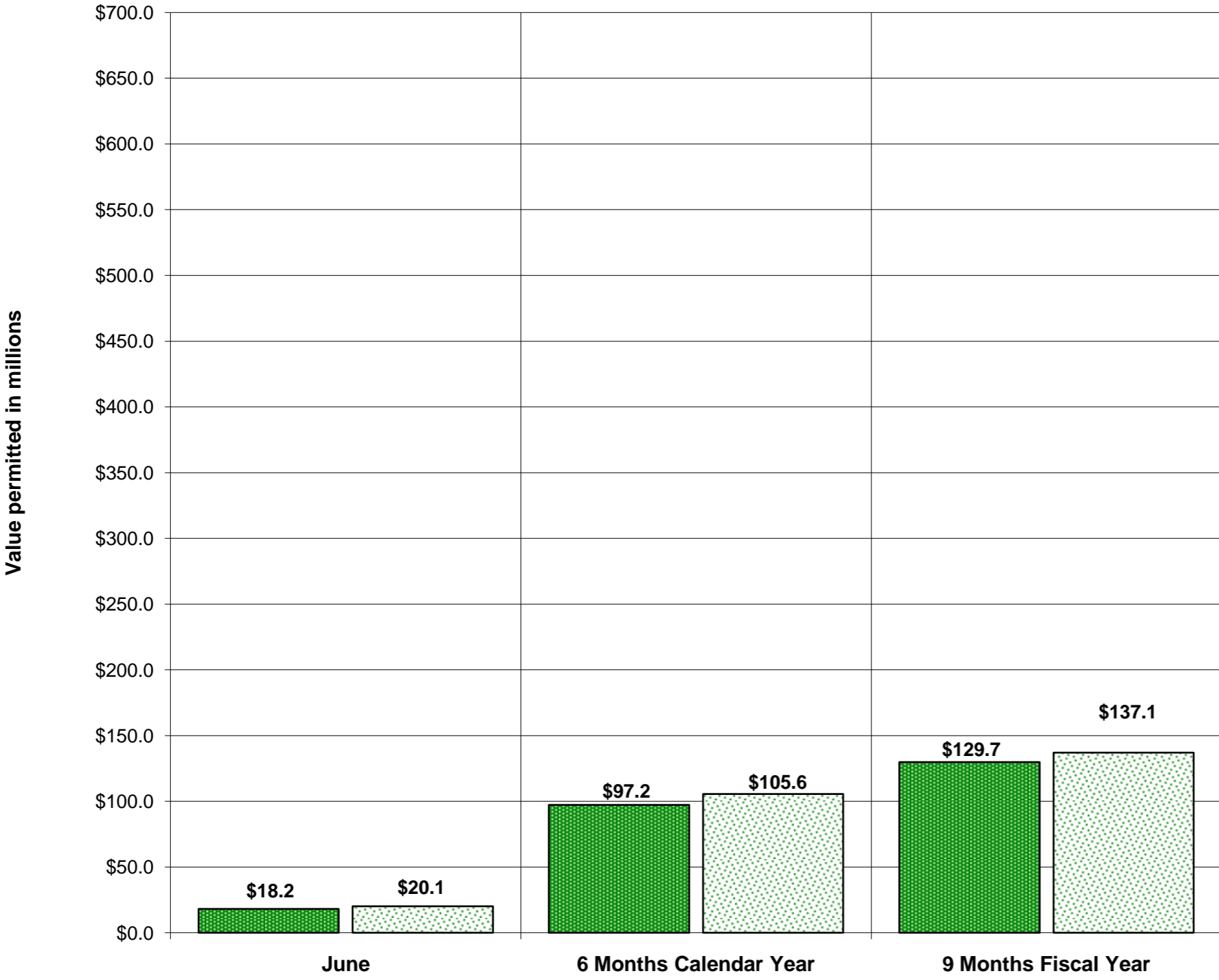
Receipts

June Report

Page 2

Receipts	2010	2011
Building Permits	\$156,116.49	\$166,960.21
Electrical Permits	\$21,890.44	\$28,444.24
Plumbing Permits	\$22,472.67	\$27,668.51
Sign Permits	\$2,131.83	\$1,432.93
Heating & Cooling Permits	\$51,542.88	\$43,964.00
Manufactured Home Permits	\$0.00	\$0.00
Plan Check Fees: Structural	\$56,567.73	\$85,404.04
Plan Check Fees: Fire Sprinkler System, Alarm System, Cooking Hood	\$14,189.14	\$7,760.60
Energy Inspection Fees	\$1,102.40	\$1,543.36
Erosion Control Program	\$9,905.00	\$10,798.75
Miscellaneous	\$12.25	\$11.45
Total	\$335,930.83	\$373,988.09

June Construction Value Report

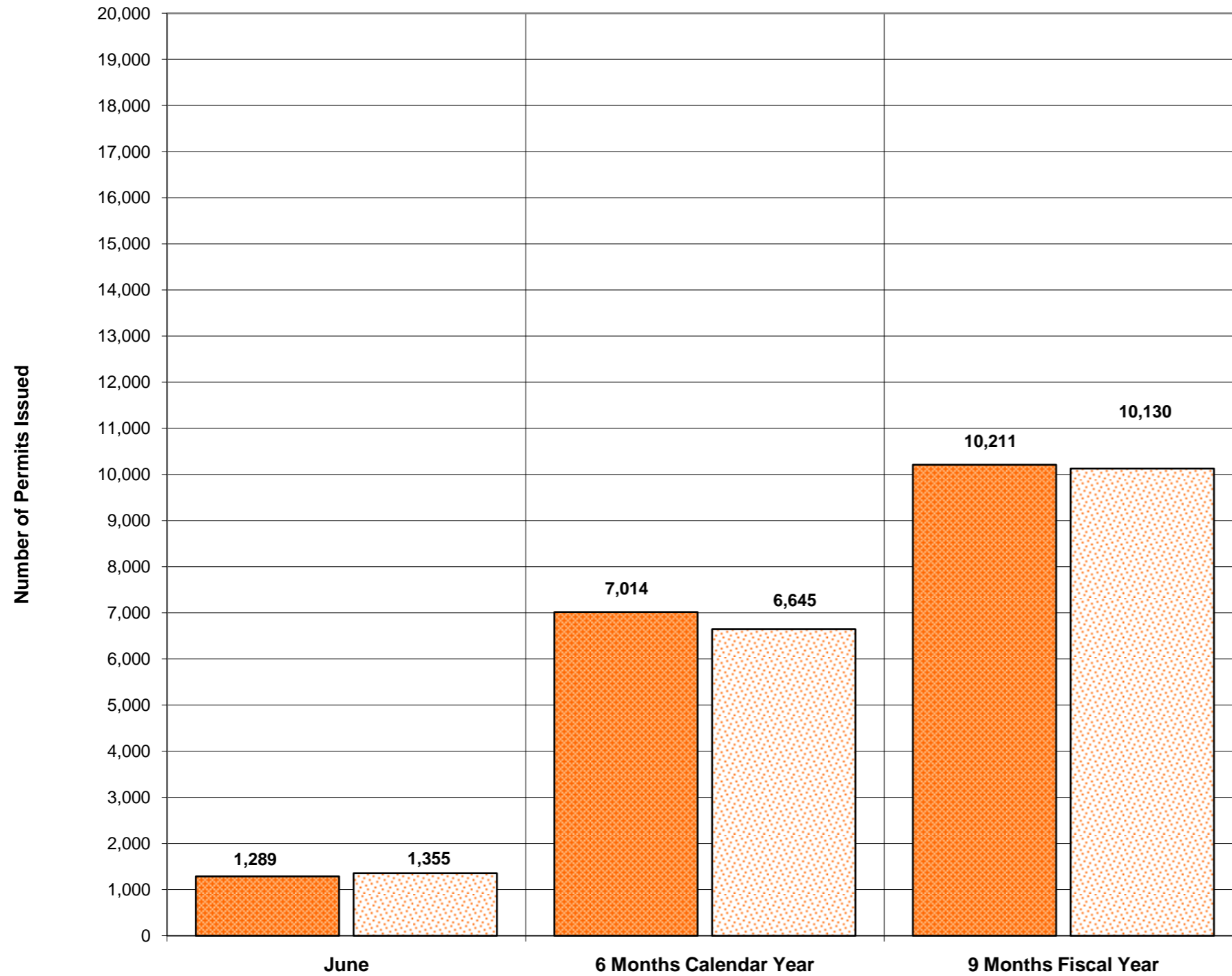


The value of new construction permitted in June 2011 was 10% above June 2010.

The value of new construction permitted in Calendar year 2011 construction was 9% above Calendar Year 2010.

The value of new construction permitted in 2011 was 6% above Fiscal Year 2010.

June Comparison Permits Issued

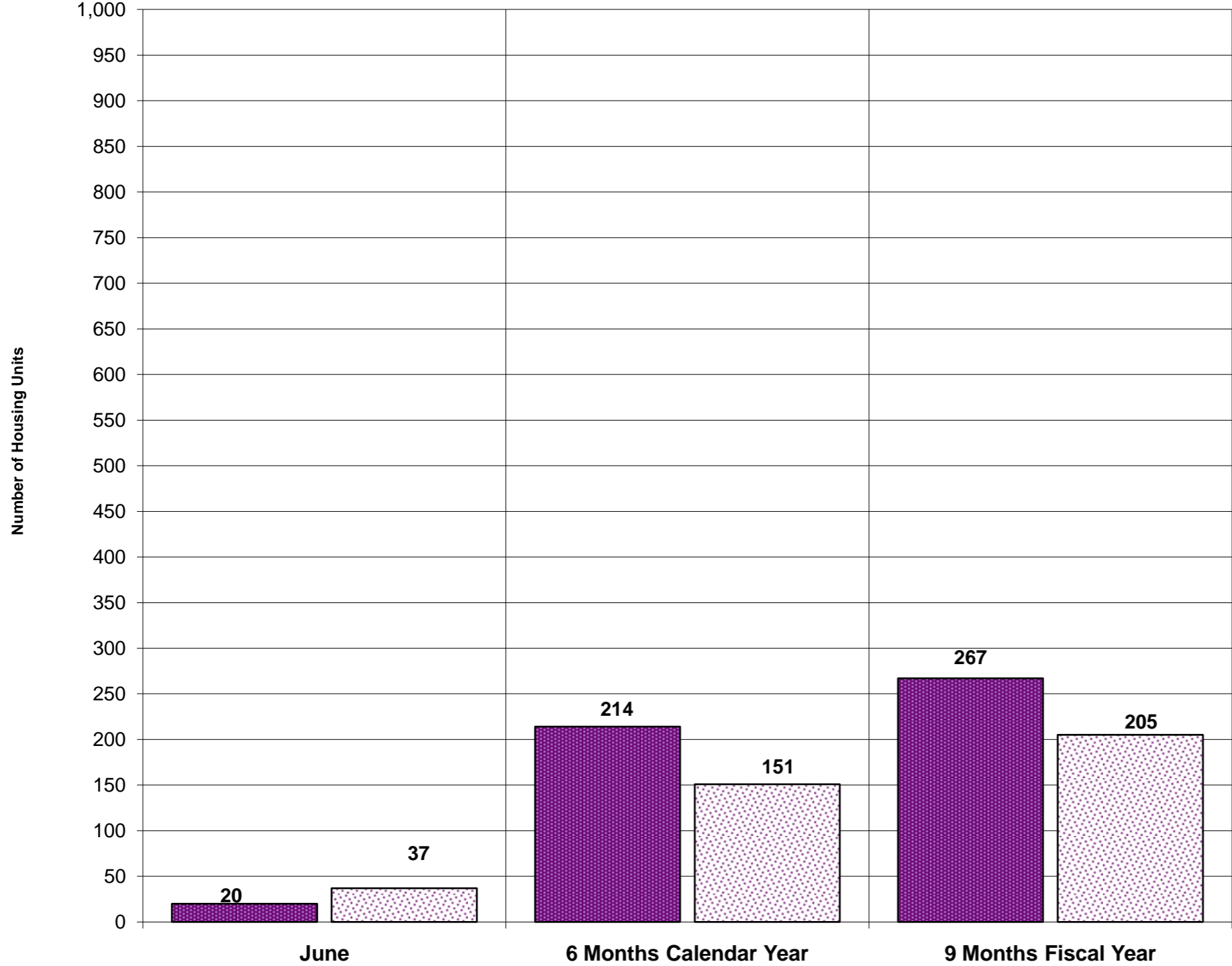


The number of permits issued in June 2011 was 5% above June 2010.

The number of permits issued in Calendar year 2011 was 5% below Calendar Year 2010.

The number of permits issued in Fiscal Year 2011 was 1% below Fiscal Year 2010.

June Single Family Housing Units Issued


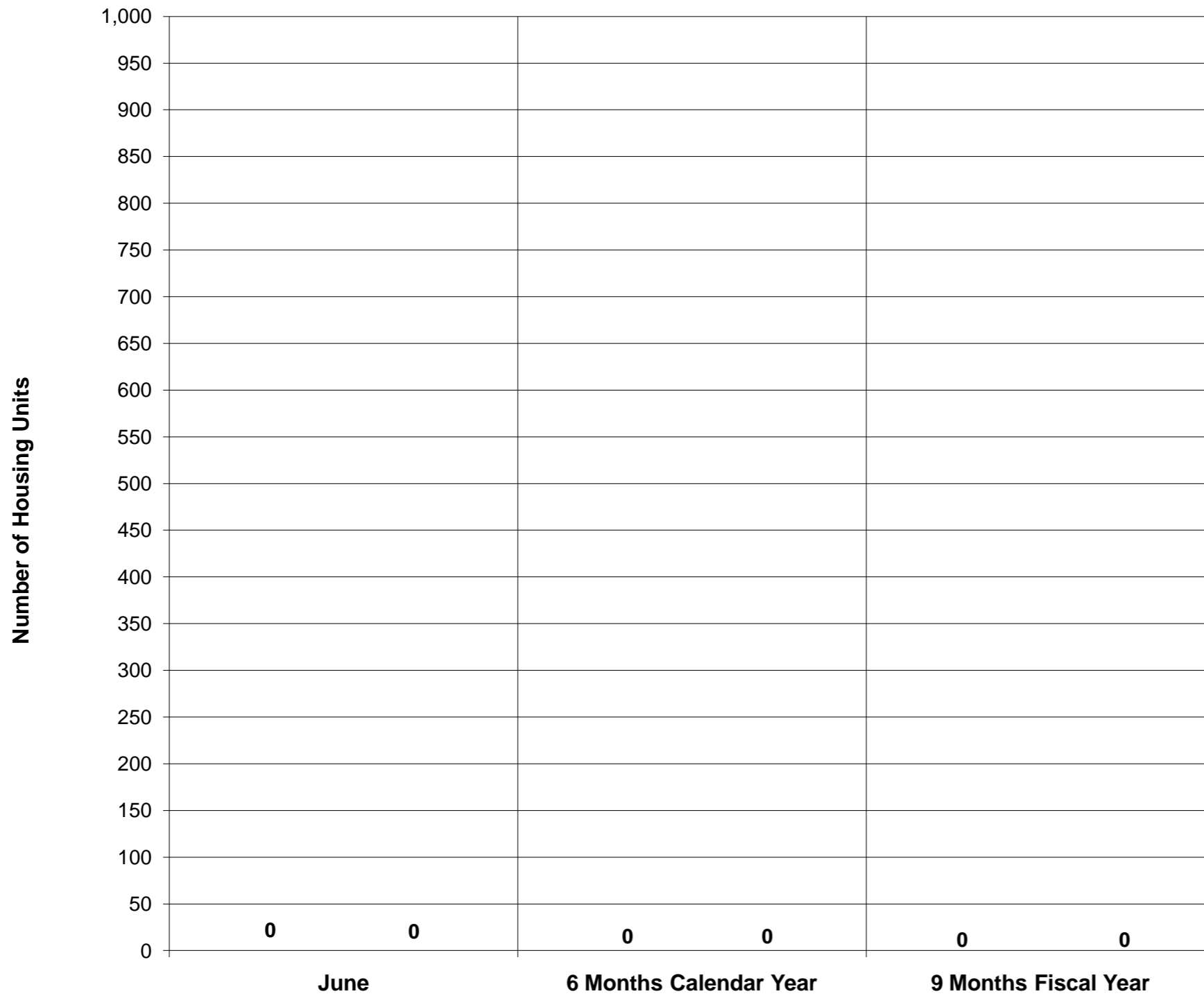


Single Family permits issued in June 2011 were 85% above June 2010.

Single family permits issued in Calendar year 2011 were 29% below Calendar Year 2010.

Single family permits issued in Fiscal Year 2011 were 23% below Fiscal Year 2010.

June Multiple Family Housing


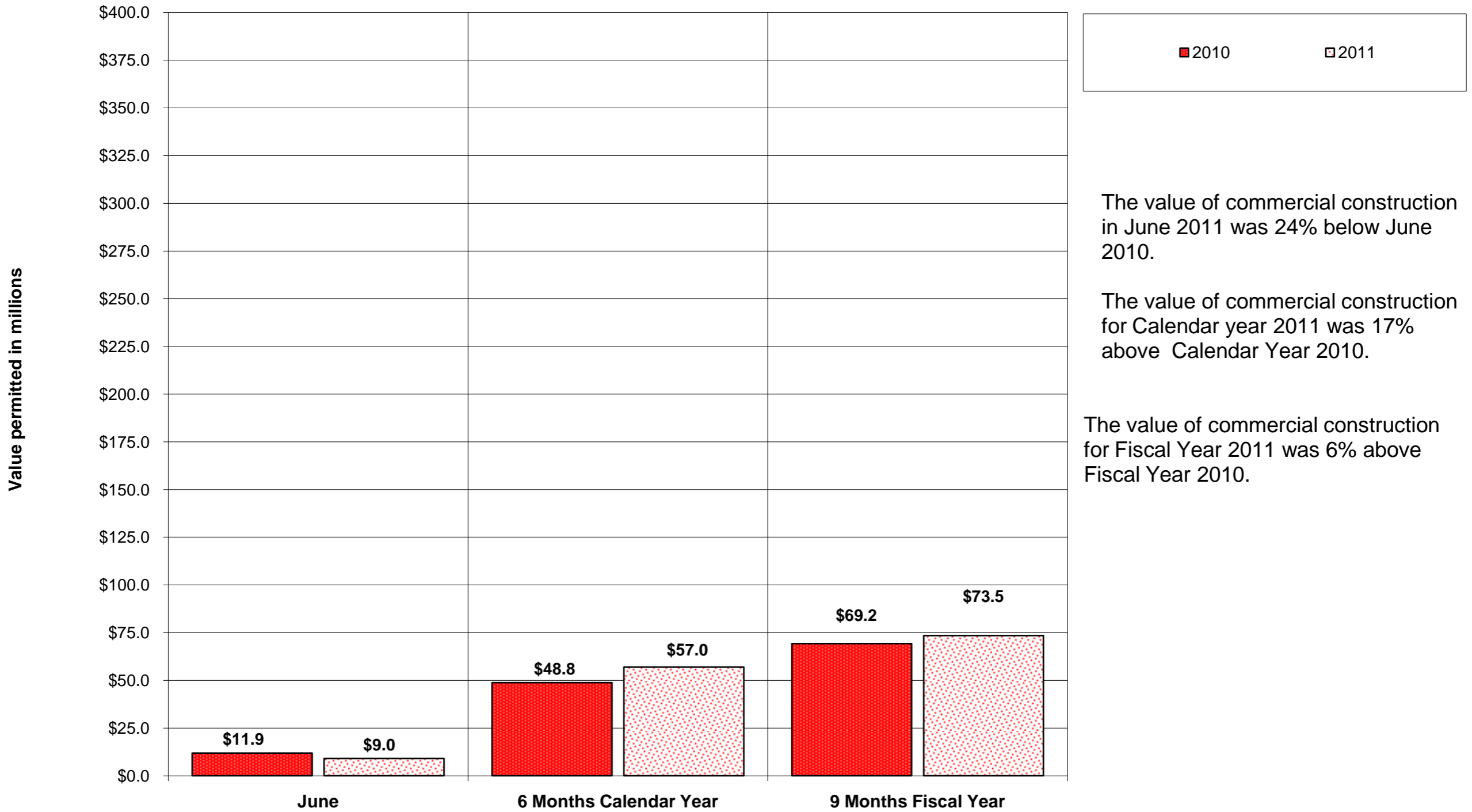


There was no activity in either June 2011 or June 2010.

There was no activity in either Calendar year 2011 or Calendar Year 2010.

There was no activity in Fiscal Year 2011 or Fiscal Year 2010.

June Commercial Construction Value



The value of commercial construction in June 2011 was 24% below June 2010.

The value of commercial construction for Calendar year 2011 was 17% above Calendar Year 2010.

The value of commercial construction for Fiscal Year 2011 was 6% above Fiscal Year 2010.